

Anti-Trastuzumab Antibody (AY5b) (recommended for PK/PD)

Catalog # TRB-Y5b



Source

Anti-Trastuzumab Antibody (AY5b) is a Mouse monoclonal antibody recombinantly expressed from HEK293 cells.

Clone

AY5b

Species

Mouse

Isotype

Mouse IgG1/kappa

Antibody Type

Recombinant Monoclonal

Reactivity

Human

Immunogen

Trastuzumab.

Specificity

Recognizes Trastuzumab specifically, no cross reactivity with other humanized antibodies.

Application

Application	Recommended Usage
ELISA	0.2-25 ng/mL

Purity

>95% as determined by SDS-PAGE.

Purification

Protein A purified/ Protein G purified

Formulation

Lyophilized from 0.22 μ m filtered solution in Tris with Glycine, Arginine and NaCl, pH7.5 with trehalose as protectant.

Contact us for customized product form or formulation.

Reconstitution

Please see Certificate of Analysis for specific instructions.

For best performance, we strongly recommend you to follow the reconstitution protocol provided in the CoA.

Storage


For long term storage, the product should be stored at lyophilized state at -20°C or lower.

Please avoid repeated freeze-thaw cycles.

This product is stable after storage at:

- -20°C to -70°C for 12 months in lyophilized state;
- -70°C for 12 months under sterile conditions after reconstitution.

SDS-PAGE



Anti-Trastuzumab Antibody (AY5b) on SDS-PAGE under reducing (R) condition. The gel was stained with Coomassie Blue. The purity of the protein

Discounts, Gifts,
and more!



Anti-Trastuzumab Antibody (AY5b) (recommended for PK/PD)

Catalog # TRB-Y5b

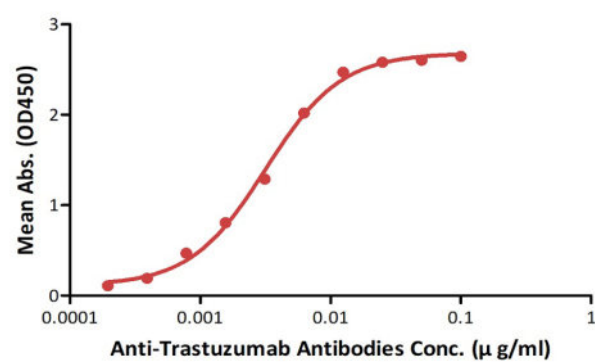


BIOSYSTEMS
Acro

is greater than 95%.

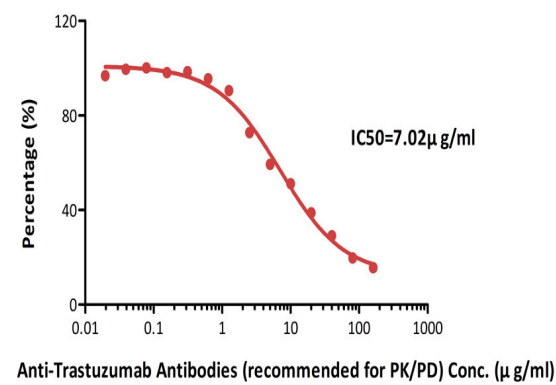
Bioactivity-ELISA

Anti-Trastuzumab Antibodies-Binding ELISA



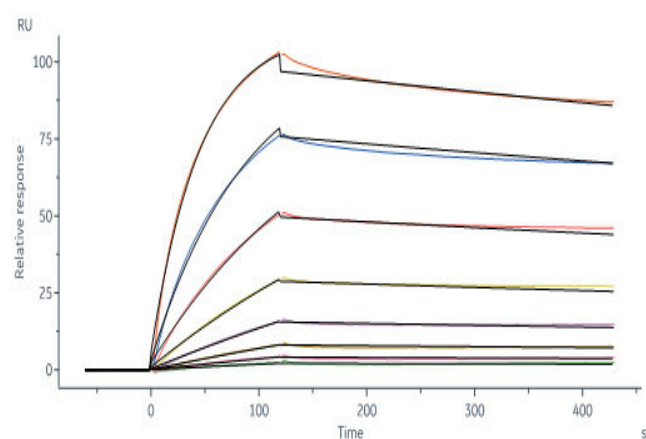
Immobilized Trastuzumab at 1 µg/mL (100 µL/well) can bind Anti-Trastuzumab Antibody (AY5b) (Cat. No. TRB-Y5b) with a linear range of 0.19-6.25 ng/mL (QC tested).

Anti-Trastuzumab Antibodies (recommended for PK/PD)—Inhibition Elisa



Serial dilutions of Anti-Trastuzumab Antibody (AY5b) (Cat. No. TRB-Y5b) was detected by Biotinylated Human Her2, His,Avitag (Cat. No. HE2-H82E2) with a half maximal inhibitory concentration (IC50) of 7.02 µg/mL (Routinely tested).

Bioactivity-SPR



Trastuzumab captured on CM5 chip via Anti-human IgG Fc antibodies surface can bind Anti-Trastuzumab Antibody (AY5b) (Cat. No. TRB-Y5b) with an affinity constant of 0.915 nM as determined in a SPR assay (Biacore 8K) (Routinely tested).

Background

Trastuzumab, is a monoclonal antibody used to treat breast cancer. Specifically it is used for breast cancer that is HER2 receptor positive. Trastuzumab works by binding to the HER2 receptor and slowing down cell duplication. Trastuzumab is a recombinant IgG1 kappa, humanized monoclonal antibody that selectively binds with high affinity in a cell-based assay ($K_d = 5$ nM) to the extracellular domain of the human epidermal growth factor receptor protein.

Clinical and Translational Updates

Discounts, Gifts,
and more!



➤ www.acrobiosystems.com

8/13/2024