



Synonym

C7orf15,C7orf15MGC138295,CD112R,MGC104322,MGC138297,MGC2463,PVRIG,CD112 receptor

Source

Cynomolgus PVRIG Protein, His Tag(PVG-C52H3) is expressed from human 293 cells (HEK293). It contains AA Thr 41 - Asp 171 (Accession # [A0A2K5WV8-1](#)).

Predicted N-terminus: Thr 41

Molecular Characterization

PVRIG(Thr 41 - Asp 171)
A0A2K5WV8-1 Poly-his

This protein carries a polyhistidine tag at the C-terminus.

The protein has a calculated MW of 15.6 kDa. The protein migrates as 20-27 kDa when calibrated against [Star Ribbon Pre-stained Protein Marker](#) under reducing (R) condition (SDS-PAGE) due to glycosylation.

Endotoxin

Less than 0.1 EU per µg by the LAL method.

Purity

>90% as determined by SDS-PAGE.

>90% as determined by SEC-MALS.

Formulation

Lyophilized from 0.22 µm filtered solution in PBS, pH7.4 with trehalose as protectant.

Contact us for customized product form or formulation.

Reconstitution

Please see Certificate of Analysis for specific instructions.

For best performance, we strongly recommend you to follow the reconstitution protocol provided in the CoA.

Storage

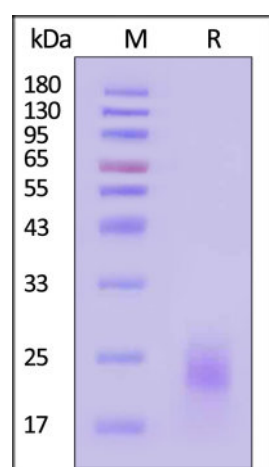
For long term storage, the product should be stored at lyophilized state at -20°C or lower.

Please avoid repeated freeze-thaw cycles.

This product is stable after storage at:

- -20°C to -70°C for 12 months in lyophilized state;
- -70°C for 3 months under sterile conditions after reconstitution.

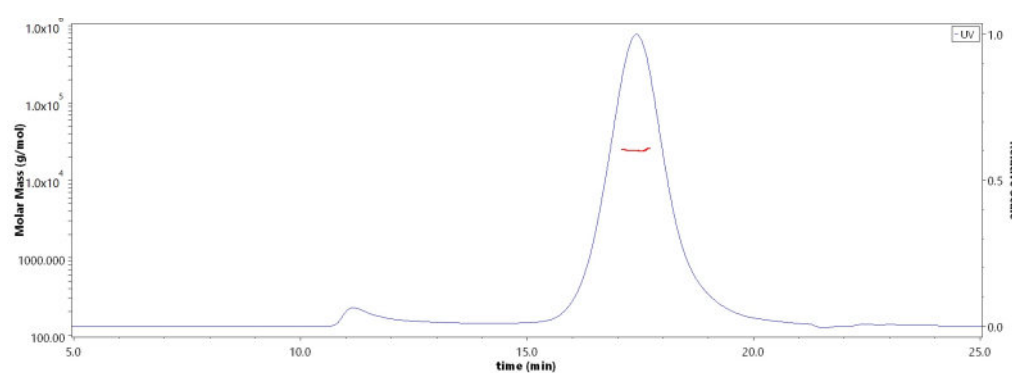
SDS-PAGE



Cynomolgus PVRIG Protein, His Tag on SDS-PAGE under reducing (R) condition. The gel was stained with Coomassie Blue. The purity of the protein is greater than 90% (With [Star Ribbon Pre-stained Protein Marker](#)).

Bioactivity-ELISA

SEC-MALS

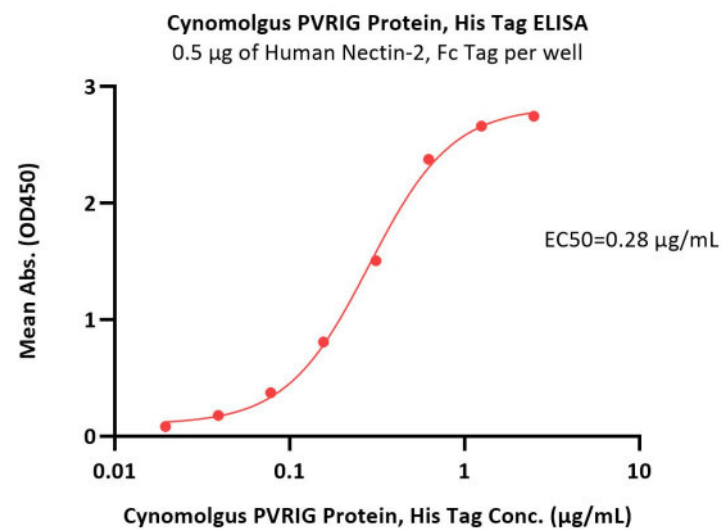
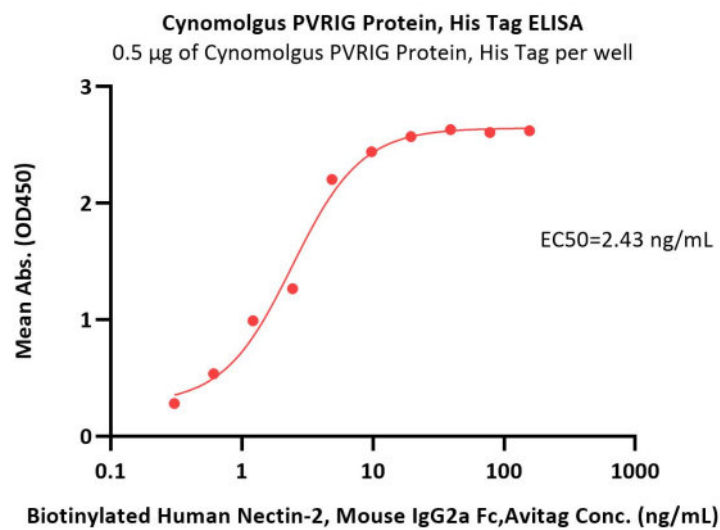


The purity of Cynomolgus PVRIG Protein, His Tag (Cat. No. PVG-C52H3) is more than 90% and the molecular weight of this protein is around 18-28 kDa verified by SEC-MALS.

[Report](#)

Discounts, Gifts,
and more!





Immobilized Cynomolgus PVRIG Protein, His Tag (Cat. No. PVG-C52H3) at 5 µg/mL (100 µL/well) can bind Biotinylated Human Nectin-2, Mouse IgG2a Fc, Avitag (Cat. No. CD2-H82A3) with a linear range of 0.3-5 ng/mL (QC tested).

Immobilized Human Nectin-2, Fc Tag (Cat. No. PV2-H5253) at 5 µg/mL (100 µL/well) can bind Cynomolgus PVRIG Protein, His Tag (Cat. No. PVG-C52H3) with a linear range of 0.02-0.625 µg/mL (Routinely tested).

Background

Human PVRIG (poliovirus receptor related immunoglobulin domain-containing protein), also known as CD112 receptor (CD112R), is an approximately 34 kDa single transmembrane protein in the poliovirus receptor-like protein (PVR) family. The CD112R gene encodes a putative single transmembrane protein, which is composed of a single extracellular IgV domain, one transmembrane domain, and a long intracellular domain. Notably, the intracellular domain of phatases. The extracellular domain sequence of human and mouse CD112R have 65.3% similarity. CD112R may act as a coinhibitory receptor that suppresses T-cell receptor-mediated signals.

Clinical and Translational Updates

Discounts, Gifts,
and more!

