



Synonym

TNFRSF4,OX40,CD134,OX40L receptor,ACT35,TXGP1L

Source

Human OX40 Protein, His Tag(OX0-H5224) is expressed from human 293 cells (HEK293). It contains AA Leu 29 - Ala 216 (Accession # [P43489-1](#)).

Predicted N-terminus: Leu 29

Molecular Characterization

OX40(Leu 29 - Ala 216)
P43489-1

Poly-his

This protein carries a polyhistidine tag at the C-terminus.

The protein has a calculated MW of 22.0 kDa. The protein migrates as 35-45 kDa under reducing (R) condition (SDS-PAGE) due to glycosylation.

Endotoxin

Less than 1.0 EU per µg by the LAL method.

Purity

>90% as determined by SDS-PAGE.

Formulation

Lyophilized from 0.22 µm filtered solution in PBS, pH7.4 with trehalose as protectant.

Contact us for customized product form or formulation.

Reconstitution

Please see Certificate of Analysis for specific instructions.

For best performance, we strongly recommend you to follow the reconstitution protocol provided in the CoA.

Storage

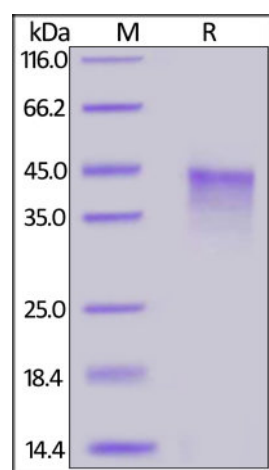
For long term storage, the product should be stored at lyophilized state at -20°C or lower.

Please avoid repeated freeze-thaw cycles.

This product is stable after storage at:

- -20°C to -70°C for 12 months in lyophilized state;
- -70°C for 3 months under sterile conditions after reconstitution.

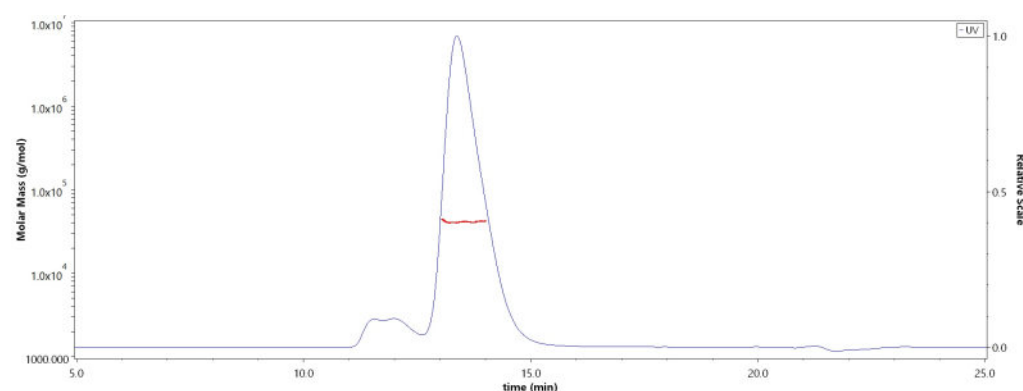
SDS-PAGE



Human OX40 Protein, His Tag on SDS-PAGE under reducing (R) condition. The gel was stained with Coomassie Blue. The purity of the protein is greater than 90%.

Bioactivity-ELISA

SEC-MALS

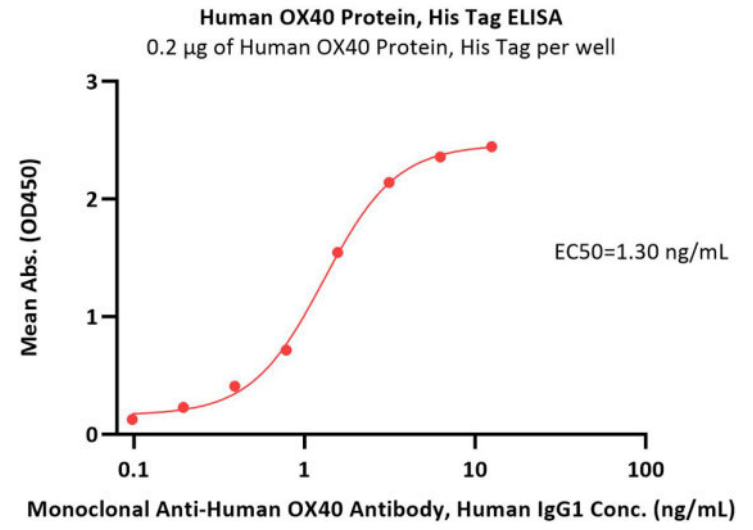
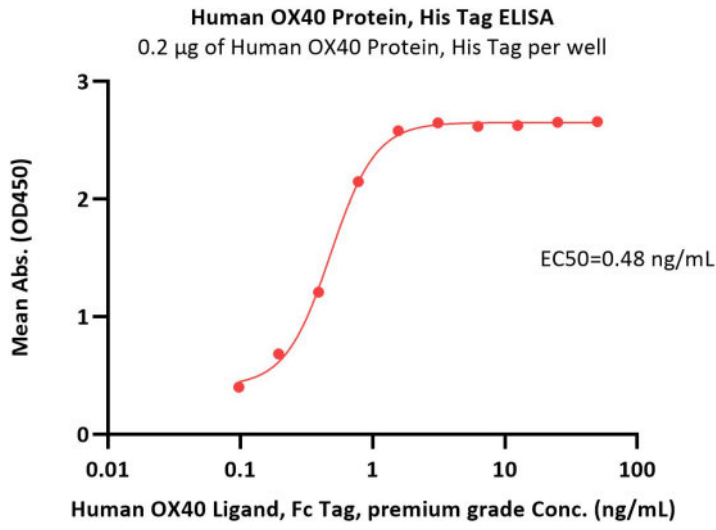


The purity of Human OX40 Protein, His Tag (Cat. No. OX0-H5224) is more than 85% and the molecular weight of this protein is around 32-44 kDa verified by SEC-MALS.

[Report](#)

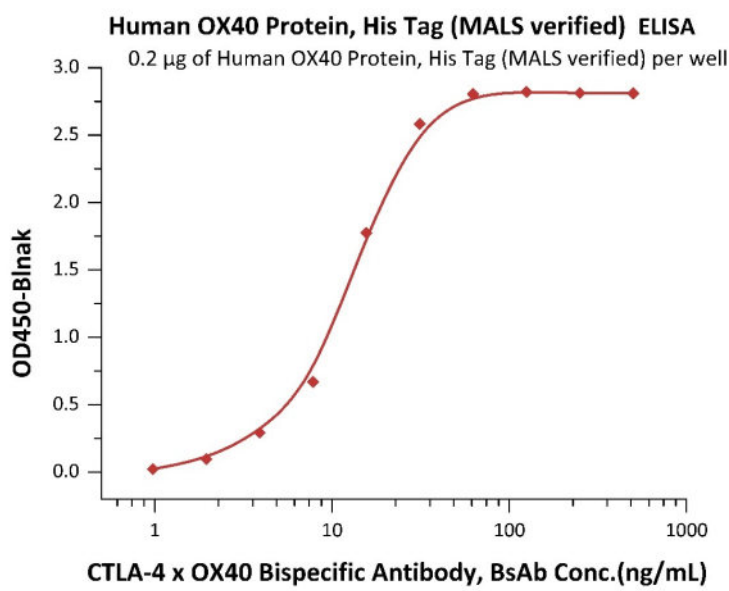
Discounts, Gifts,
and more!





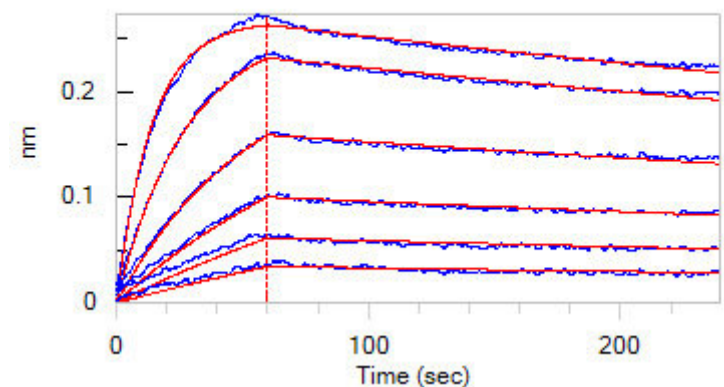
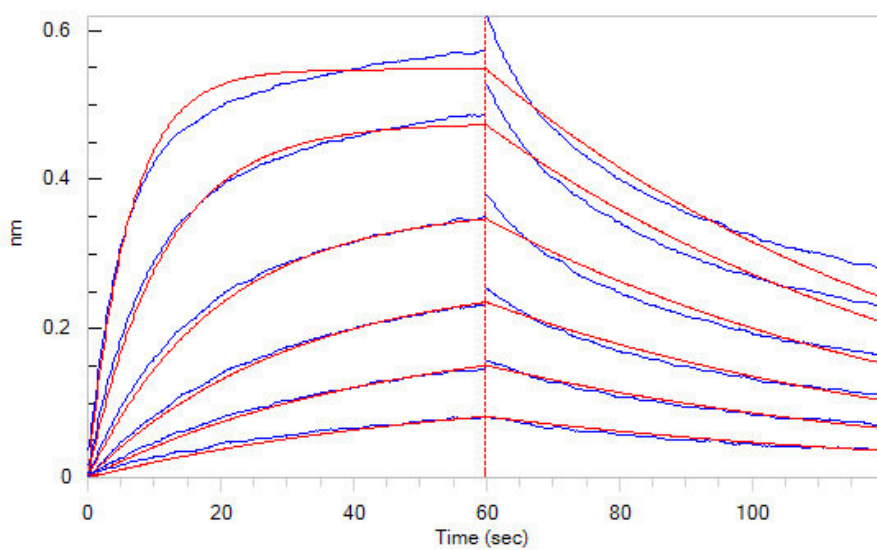
Immobilized Human OX40 Protein, His Tag (Cat. No. OX0-H5224) at 2 µg/mL (100 µL/well) can bind Human OX40 Ligand, Fc Tag, premium grade (Cat. No. OXL-H5266) with a linear range of 0.1-2 ng/mL (QC tested).

Immobilized Human OX40 Protein, His Tag (Cat. No. OX0-H5224) at 2 µg/mL (100 µL/well) can bind Monoclonal Anti-Human OX40 Antibody, Human IgG1 with a linear range of 0.1-2 ng/mL (Routinely tested).



Immobilized Human OX40 Protein, His Tag (Cat. No. OX0-H5224) at 2 µg/mL, add increasing concentrations of CTLA-4 x OX40 bispecific antibody in 50% Human serum and then add Biotinylated Human CTLA-4, Fc, Avitag (Cat. No. CT4-H82F3) at 0.2 µg/mL. Detection was performed using HRP-conjugated streptavidin with sensitivity of 4 ng/mL (Intact assay, Routinely tested).

Bioactivity-BLI



Loaded Anti-OX40 MAb(Human IgG1) on AHC Biosensor, can bind Human OX40 Protein, His Tag (Cat. No. OX0-H5224) with an affinity constant of 6.03 nM as determined in BLI assay (ForteBio Octet Red96e) (Routinely tested).

Discounts, Gifts,
and more!



Human OX40 / TNFRSF4 / CD134 Protein, His Tag (MALS verified)

Catalog # OX0-H5224



BIOSYSTEMS
Acro

Loaded Human OX40 Ligand, His Tag (Cat. No. OXL-H52Q8) on AR2G Biosensor, can bind Human OX40 Protein, His Tag (Cat. No. OX0-H5224) with an affinity constant of 0.15 μ M as determined in BLI assay (ForteBio Octet Red96e) (Routinely tested).

Background

Tumor necrosis factor receptor superfamily member 4 (TNFRSF4) is also known as ACT35 antigen, OX40L receptor, TAX transcriptionally-activated glycoprotein 1 receptor, CD antigen CD134, OX40. OX40 / TNFRSF4 contains four TNFR-Cys repeats. TNFRSF4 is receptor for TNFSF4 / OX40L / GP34 and can interact with TRAF2, TRAF3 and TRAF5.

Clinical and Translational Updates

Discounts, Gifts,
and more!



www.acrobiosystems.com

9/11/2024