

**Synonym**

NRP1,Neuropilin-1,NRP,VEGF165R,CD304

Source

Biotinylated Human Neuropilin-1, His,Avitag(NR1-H82E3) is expressed from human 293 cells (HEK293). It contains AA Phe 22 - Lys 644 (Accession # [AAH07533.1](#)).

Predicted N-terminus: Phe 22

Molecular Characterization

NRP1(Phe 22 - Lys 644)
AAH07533.1 Poly-his Avi

This protein carries a polyhistidine tag at the C-terminus, followed by an Avi tag (Avitag™).

The protein has a calculated MW of 73.5 kDa. The protein migrates as 90-100 kDa under reducing (R) condition (SDS-PAGE) due to glycosylation.

Labeling

Biotinylation of this product is performed using Avitag™ technology. Briefly, the single lysine residue in the Avitag is enzymatically labeled with biotin.

Protein Ratio

Passed as determined by the HABA assay / binding ELISA.

Endotoxin

Less than 1.0 EU per µg by the LAL method.

Purity

>95% as determined by SDS-PAGE.

Formulation

Lyophilized from 0.22 µm filtered solution in PBS, pH7.4 with trehalose as protectant.

Contact us for customized product form or formulation.

Reconstitution

Please see Certificate of Analysis for specific instructions.

For best performance, we strongly recommend you to follow the reconstitution protocol provided in the CoA.

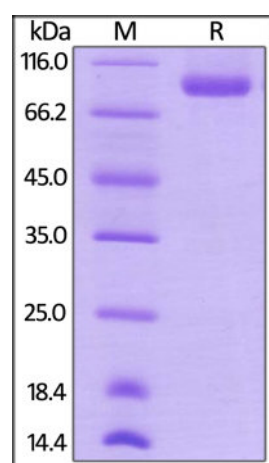
Storage

For long term storage, the product should be stored at lyophilized state at -20°C or lower.

Please avoid repeated freeze-thaw cycles.

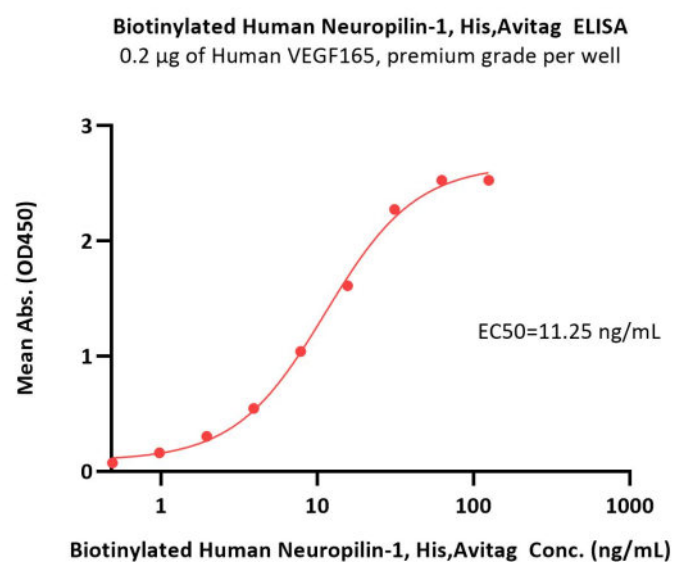
This product is stable after storage at:

- -20°C to -70°C for 12 months in lyophilized state;
- -70°C for 3 months under sterile conditions after reconstitution.

SDS-PAGE

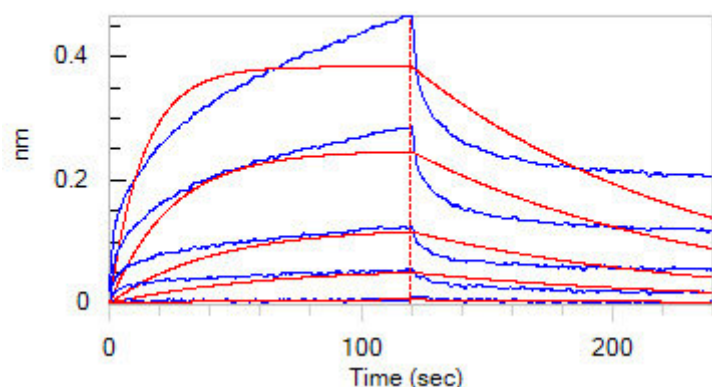
Biotinylated Human Neuropilin-1, His,Avitag on SDS-PAGE under reducing (R) condition. The gel was stained with Coomassie Blue. The purity of the protein is greater than 95%.

Bioactivity-ELISA**Discounts, Gifts,
and more!**



Immobilized Human VEGF165, premium grade (Cat. No. VE5-H4210) at 2 µg/mL (100 µL/well) can bind Biotinylated Human Neuropilin-1, His,Avitag (Cat. No. NR1-H82E3) with a linear range of 0.5-16 ng/mL (QC tested).

Bioactivity-BLI



Loaded Biotinylated Human Neuropilin-1, His,Avitag (Cat. No. NR1-H82E3) on SA Biosensor, can bind SARS-CoV-2 S1 protein, His Tag (Cat. No. S1N-C52H3) with an affinity constant of 0.663 µM as determined in BLI assay (ForteBio Octet Red96e) (Routinely tested).

Background

Neuropilin-1 (NRP1) is also known as Vascular endothelial cell growth factor 165 receptor (VEGF165R), CD antigen CD304, which belongs to the neuropilin family. The membrane-bound isoform 1 is a receptor involved in the development of the cardiovascular system, in angiogenesis, in the formation of certain neuronal circuits and in organogenesis outside the nervous system. It mediates the chemorepulsant activity of semaphorins. It binds to semaphorin 3A, The PLGF-2 isoform of PGF, The VEGF-165 isoform of VEGF and VEGF-B. Coexpression with KDR results in increased VEGF-165 binding to KDR as well as increased chemotaxis. It may regulate VEGF-induced angiogenesis. The soluble isoform 2 binds VEGF-165 and appears to inhibit its binding to cells.

Clinical and Translational Updates

Please contact us via TechSupport@acrobiosystems.com if you have any question on this product.

Discounts, Gifts,
and more!

