



## Synonym

HA, Hemagglutinin

## Source

Influenza B (B/Singapore/INFTT-16-0610/2016) Hemagglutinin (HA) Protein, His Tag (HAE-V52H5) is expressed from human 293 cells (HEK293). It contains AA Asn 18 -Thr 546 (Accession # EPI1843276, GISAID).

Predicted N-terminus: Asn 18

## Molecular Characterization

HA(Asn 18 -Thr 546)  
EPI1843276 Poly-his

This protein carries a polyhistidine tag at the C-terminus.

The protein has a calculated MW of 59.3 kDa. The protein migrates as 55 kDa and 85-110 kDa when calibrated against [Star Ribbon Pre-stained Protein Marker](#) under reducing (R) condition (SDS-PAGE) due to glycosylation.

## Endotoxin

Less than 1.0 EU per µg by the LAL method.

## Purity

>90% as determined by SDS-PAGE.

## Formulation

Lyophilized from 0.22 µm filtered solution in PBS, pH7.4 with trehalose as protectant.

Contact us for customized product form or formulation.

## Reconstitution

Please see Certificate of Analysis for specific instructions.

*For best performance, we strongly recommend you to follow the reconstitution protocol provided in the CoA.*

## Storage

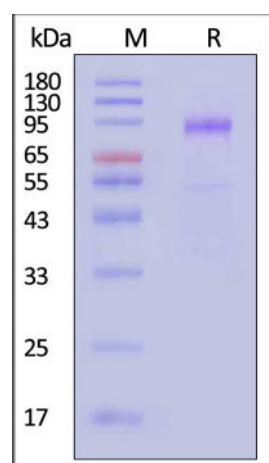
For long term storage, the product should be stored at lyophilized state at -20°C or lower.

*Please avoid repeated freeze-thaw cycles.*

This product is stable after storage at:

- -20°C to -70°C for 12 months in lyophilized state;
- -70°C for 3 months under sterile conditions after reconstitution.

## SDS-PAGE



Influenza B (B/Singapore/INFTT-16-0610/2016) Hemagglutinin (HA) Protein, His Tag on SDS-PAGE under reducing (R) condition. The gel was stained with Coomassie Blue. The purity of the protein is greater than 90% (With [Star Ribbon Pre-stained Protein Marker](#)).

## Bioactivity-ELISA

Discounts, Gifts,  
and more!



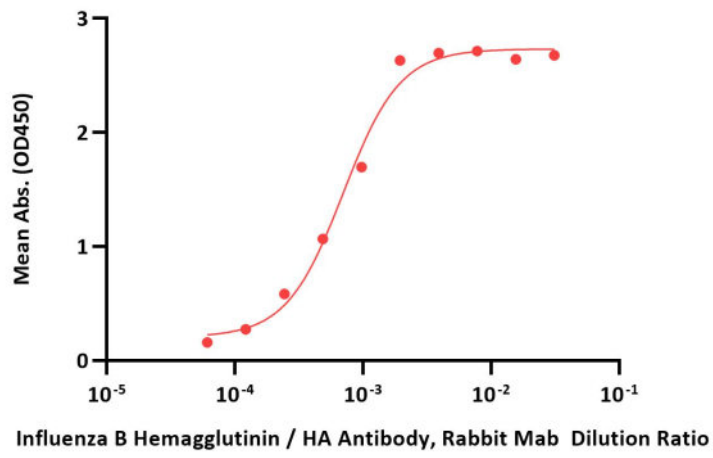
# Influenza B (B/Singapore/INFTT-16-0610/2016) Hemagglutinin (HA) Protein, His Tag

Catalog # HAE-V52H5



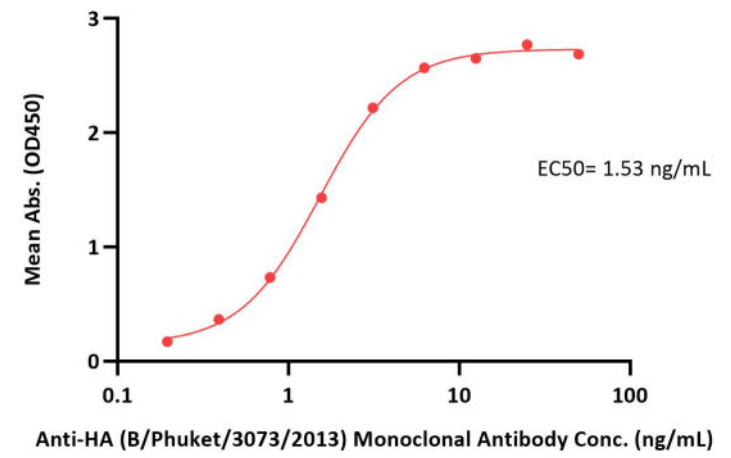
BIOSYSTEMS  
**Acro**

**Influenza B (B/Singapore/INFTT-16-0610/2016) Hemagglutinin (HA) Protein, His Tag ELISA**  
0.1 µg of Influenza B (B/Singapore/INFTT-16-0610/2016) Hemagglutinin (HA) Protein, His Tag per well



Immobilized Influenza B (B/Singapore/INFTT-16-0610/2016) Hemagglutinin (HA) Protein, His Tag (Cat. No. HAE-V52H5) at 1 µg/mL (100 µL/well) can bind various dilution ratio of Influenza B Hemagglutinin / HA Antibody, Rabbit Mab (QC tested).

**Influenza B (B/Singapore/INFTT-16-0610/2016) Hemagglutinin (HA) Protein, His Tag ELISA**  
0.1 µg of Influenza B (B/Singapore/INFTT-16-0610/2016) Hemagglutinin (HA) Protein, His Tag per well



Immobilized Influenza B (B/Singapore/INFTT-16-0610/2016) Hemagglutinin (HA) Protein, His Tag (Cat. No. HAE-V52H5) at 1 µg/mL (100 µL/well) can bind Anti-HA (B/Phuket/3073/2013) Monoclonal Antibody with a linear range of 0.2-3 ng/mL (Routinely tested).

## Background

Neuraminidase (NA) and hemagglutinin (HA) are major membrane glycoproteins found on the surface of influenza virus. Hemagglutinin binds to the sialic acid-containing receptors on the surface of host cells during initial infection and at the end of an infectious cycle. Neuraminidase, on the other hand, cleaves the HA-sialic acid bondage from the newly formed virions and the host cell receptors during budding. Neuraminidase thus is described as a receptor-destroying enzyme which facilitates virus release and efficient spread of the progeny virus from cell to cell.

## Clinical and Translational Updates

Discounts, Gifts,  
and more!

