



## Synonym

GPRC5D

## Source

Fluorescent Human GPRC5D Full Length Protein (VLP)(GPD-HF2G5) is expressed from human 293 cells (HEK293). It contains AA Tyr 2 - Val 345 (Accession # [Q9NZD1-1](#)).

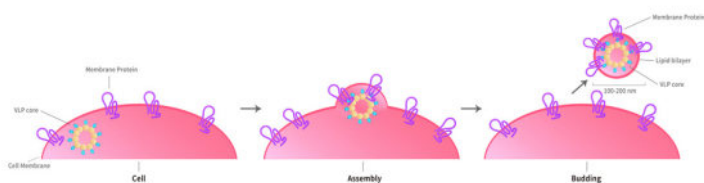
Predicted N-terminus: Asp

## Molecular Characterization

This protein carries a GFP tag.

The protein has a calculated MW of 42.1 kDa | 83.1 kDa.

Virus-like particles(VLPs) are formed by self-assembly of envelop/capsid proteins from viruses. Membrane Proteins can be constituted in-situ with VLPs produced from HEK293 cell cultures. These VLPs concentrate conformationally intact membrane proteins directly on the cell surface and produce soluble, high-concentration proteins perfect for immunization and antibody screening.



The VLPs provide the display of properly folded membrane proteins in their native cellular membrane in a compact size of 100~300 nm diameter (similar to the size of most viruses) making it optimal targets for dendritic cells in vivo and surface attachment for phage display.

## Conjugate

GFP

Excitation source: 488 nm spectral line, argon-ion laser

Excitation Wavelength: 488 nm

Emission Wavelength: 530 nm

## Endotoxin

Less than 1.0 EU per µg by the LAL method.

\*The isotype control of empty/mock VLP (Cat. No. [VLP-NF2P4](#)) is sold separately and not included in protein, you can follow [this link](#) for product information.

## Formulation

*The VLPs are highly immunogenic, so the immunization strategy should be optimized (antigen dose, regimen and adjuvant).*

Supplied as 0.2 µm filtered solution in PBS, Arginine, pH7.4 with trehalose as protectant.

Contact us for customized product form or formulation.

## Shipping

*This product is supplied and shipped with dry ice, please inquire the shipping cost.*

## Storage

*Please protect from light and avoid repeated freeze-thaw cycles.*

This product is stable after storage at:

- The product MUST be stored at -70°C or lower upon receipt;
- -70°C for 12 months under sterile conditions.

## Bioactivity-ELISA

Discounts, Gifts,  
and more!

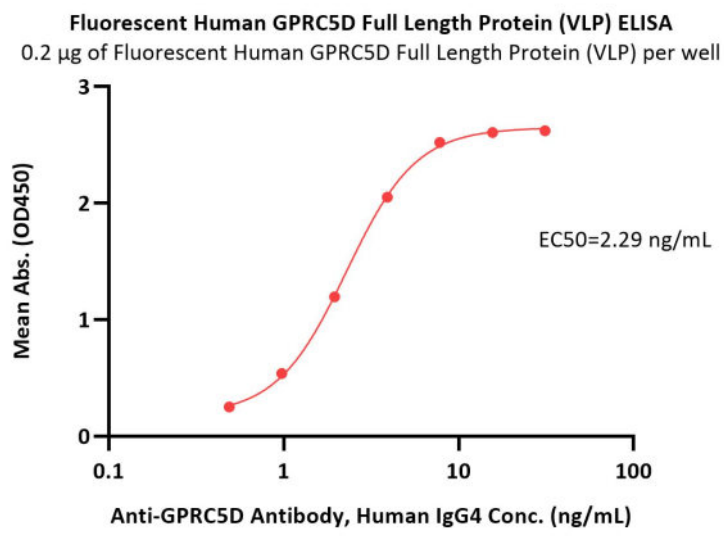


# Fluorescent Human GPRC5D Full Length Protein (VLP)

Catalog # GPD-HF2G5

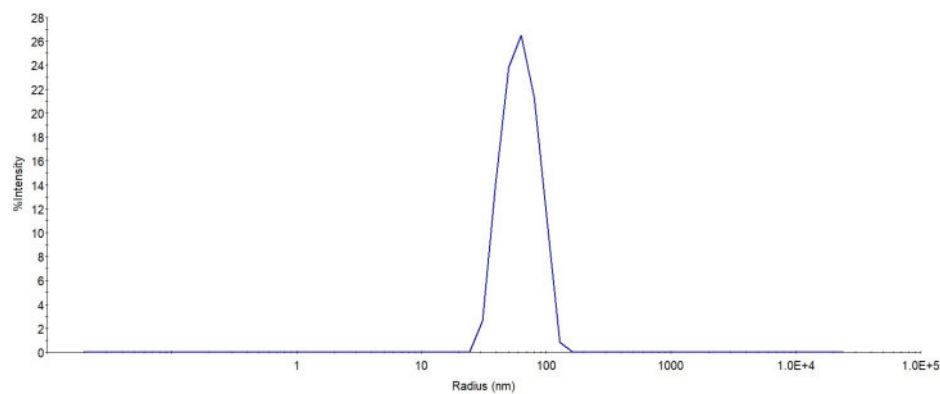


BIOSYSTEMS  
**Acro**



Immobilized Fluorescent Human GPRC5D Full Length Protein (VLP) (Cat. No. GPD-HF2G5) at 2 µg/mL (100 µL/well) can bind Anti-GPRC5D Antibody, Human IgG4 with a linear range of 0.5-4 ng/mL (QC tested).

## Identity-DLS



The mean peak Radius of VLP is 60-80 nm with more than 95% intensity as determined by dynamic light scattering (DLS).

## Background

The protein encoded by this gene is a member of the G protein-coupled receptor family; however, the specific function of this gene has not yet been determined. (provided by RefSeq, Jul 2008)

## Clinical and Translational Updates

Discounts, Gifts,  
and more!



➤ [www.acrobiosystems.com](http://www.acrobiosystems.com)