

Anti-Cetuximab Antibody (AY27) (recommended for ADA assay)

Catalog # CEB-Y27



Source

Anti-Cetuximab Antibody (AY27) is a Mouse monoclonal antibody produced from a hybridoma created by fusing SP2/0 myeloma and Mouse B-lymphocytes.

Clone

AY27

Species

Mouse

Isotype

Mouse IgG1/kappa

Antibody Type

Hybridoma Monoclonal

Reactivity

Human

Immunogen

Cetuximab.

Specificity

Recognizes Cetuximab specifically, no cross reactivity with other humanized antibodies.

Application

Application	Recommended Usage
ELISA	20-2500 ng/mL

Purity

>95% as determined by SDS-PAGE.

Purification

Protein A purified/ Protein G purified

Formulation

Lyophilized from 0.22 μ m filtered solution in Tris with Glycine, Arginine and NaCl, pH7.5 with trehalose as protectant.

Contact us for customized product form or formulation.

Reconstitution

Please see Certificate of Analysis for specific instructions.

For best performance, we strongly recommend you to follow the reconstitution protocol provided in the CoA.

Storage

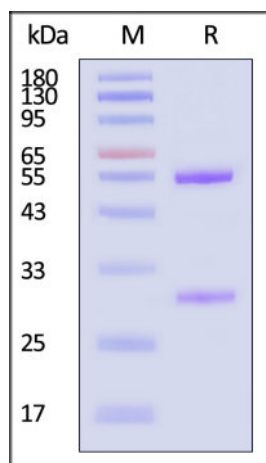
For long term storage, the product should be stored at lyophilized state at -20°C or lower.

Please avoid repeated freeze-thaw cycles.

This product is stable after storage at:

- $4-8^{\circ}\text{C}$ for 12 months in lyophilized state;
- -70°C for 12 months under sterile conditions after reconstitution.

SDS-PAGE



Anti-Cetuximab Antibody (AY27) on SDS-PAGE under reducing (R) condition. The gel was stained with Coomassie Blue. The purity of the protein

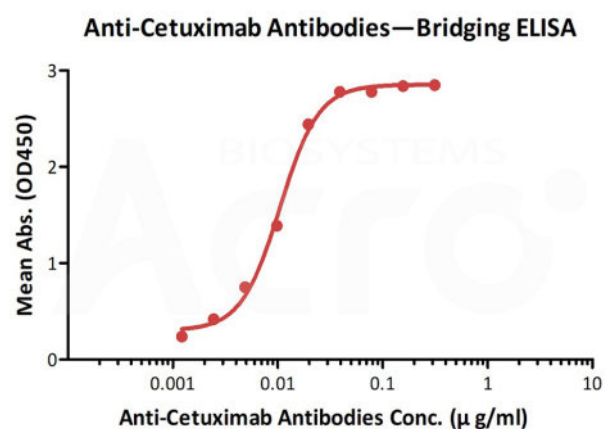
Discounts, Gifts,
and more!



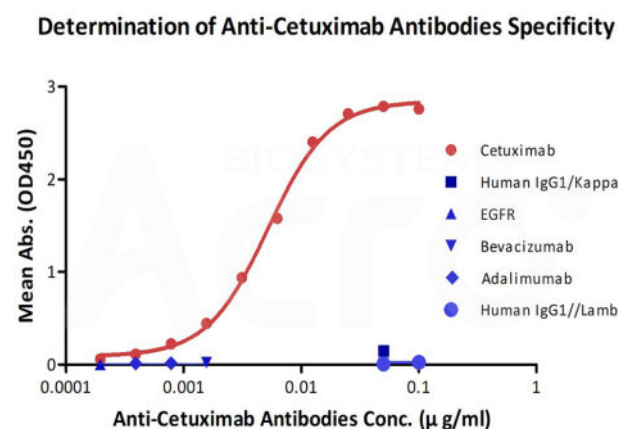


is greater than 95% (With [Star Ribbon Pre-stained Protein Marker](#)).

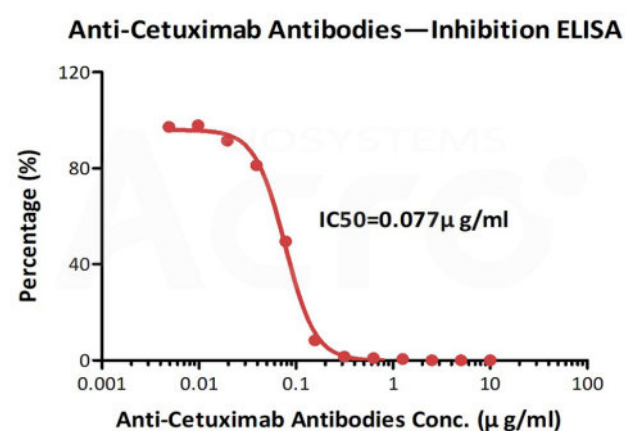
Bioactivity-ELISA



Anti-Cetuximab Antibodies bridging ELISA for Anti-Drug Antibody (ADA) assay development. Immobilized cetuximab at 1 µg/mL, add increasing concentrations of Anti-Cetuximab Antibody (AY27) (Cat. No. CEB-Y27, 10% human serum) and then add biotinylated cetuximab at 2 µg/mL. Detection was performed using HRP-conjugated streptavidin with a sensitivity of 1.2 ng/mL (QC tested).

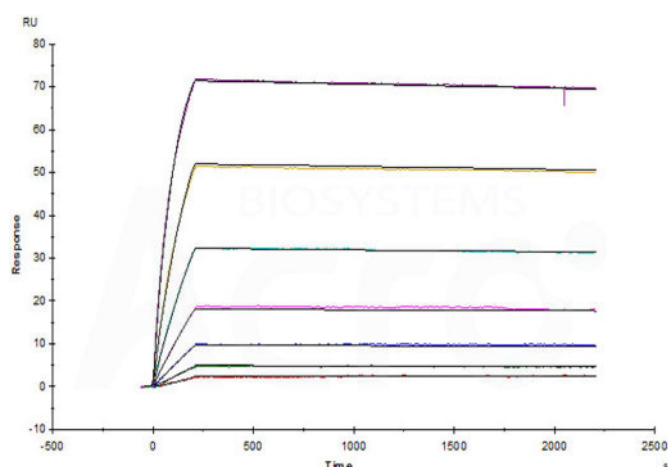


Demonstration of the specificity of Anti-Cetuximab Antibody (AY27) (Cat. No. CEB-Y27) to the cetuximab.



Measured by its neutralizing ability in a functional ELISA. Immobilized cetuximab at 0.2 µg/mL (100 µL/well) can bind pre-mixed Anti-Cetuximab Antibody (AY27) (Cat. No. CEB-Y27) and Biotinylated Human EGFRvIII, His,Avitag (Cat. No. EGR-H82E0) with a inhibition rate of 100%.

Bioactivity-SPR



Anti-Cetuximab Antibody (AY27) (mouse IgG1, Cat. No. CEB-Y27) captured on CM5 chip via anti-mouse antibodies surface, can bind Human cetuximab with an affinity constant of 7.28 pM.

Discounts, Gifts, and more!



Anti-Cetuximab Antibody (AY27) (recommended for ADA assay)

Catalog # CEB-Y27



Background

Cetuximab is an epidermal growth factor receptor binding FAB. Cetuximab is composed of the Fv (variable; antigen-binding) regions of the 225 murine EGFr monoclonal antibody specific for the N-terminal portion of human EGFr with human IgG1 heavy and kappa light chain constant (framework) regions.

Clinical and Translational Updates

Discounts, Gifts,
and more!



www.acrobiosystems.com

9/26/2024