



Synonym

CD30-L,CD153,TNFSF8,CD30L,CD30LG,CD153 antigen,CD30 antigen ligand,CD30 Ligand

Source

Human CD30 Ligand Protein, Mouse IgG2a Fc Tag(CDL-H525b) is expressed from human 293 cells (HEK293). It contains AA Gln 63 - Asp 234 (Accession # [P32971-1](#)).

Predicted N-terminus: Glu

Molecular Characterization

mFc(Glu 98 - Lys 330) P01863	CD30 Ligand(Gln 63 - Asp 234) P32971-1
---------------------------------	---

This protein carries a mouse IgG2a Fc tag at the N-terminus.

The protein has a calculated MW of 46.5 kDa. The protein migrates as 55-65 kDa when calibrated against [Star Ribbon Pre-stained Protein Marker](#) under reducing (R) condition (SDS-PAGE) due to glycosylation.

Endotoxin

Less than 0.1 EU per µg by the LAL method.

Purity

>95% as determined by SDS-PAGE.

Formulation

Lyophilized from 0.22 µm filtered solution in Tris with Glycine, Arginine and NaCl, pH7.5 with trehalose as protectant.

Contact us for customized product form or formulation.

Reconstitution

Please see Certificate of Analysis for specific instructions.

For best performance, we strongly recommend you to follow the reconstitution protocol provided in the CoA.

Storage

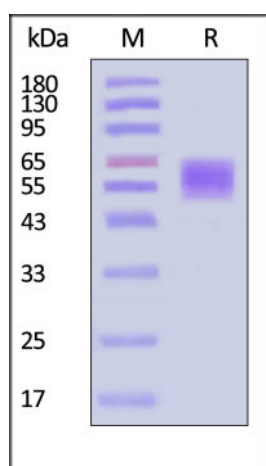
For long term storage, the product should be stored at lyophilized state at -20°C or lower.

Please avoid repeated freeze-thaw cycles.

This product is stable after storage at:

- -20°C to -70°C for 12 months in lyophilized state;
- -70°C for 3 months under sterile conditions after reconstitution.

SDS-PAGE

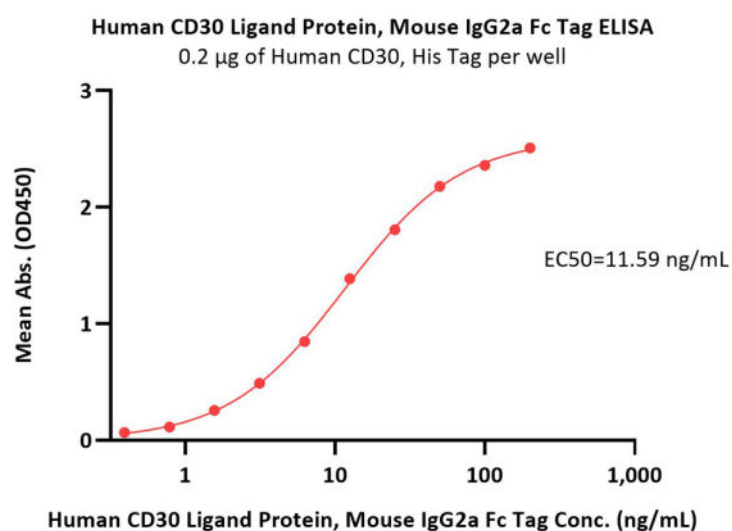


Human CD30 Ligand Protein, Mouse IgG2a Fc Tag on SDS-PAGE under reducing (R) condition. The gel was stained with Coomassie Blue. The purity of the protein is greater than 95% (With [Star Ribbon Pre-stained Protein Marker](#)).

Bioactivity-ELISA

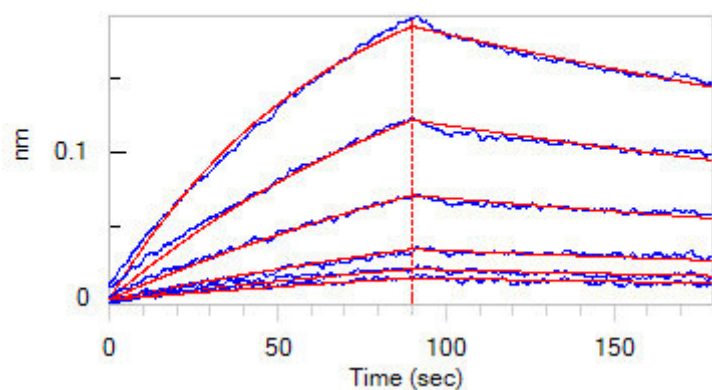
Discounts, Gifts,
and more!





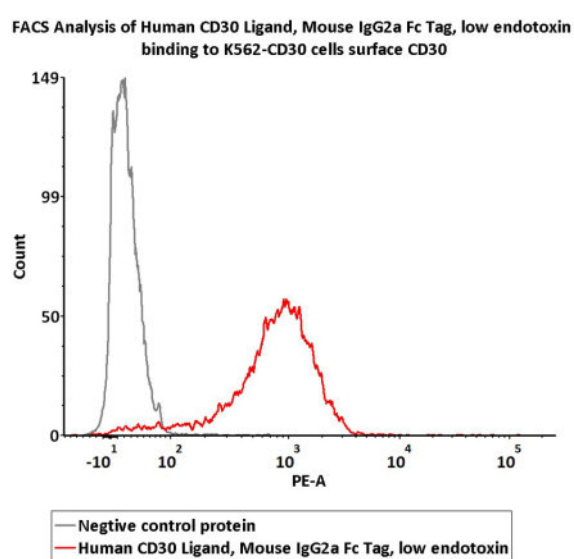
Immobilized Human CD30 Protein, His Tag at 2 µg/mL (100 µL/well) can bind Human CD30 Ligand Protein, Mouse IgG2a Fc Tag (Cat. No. CDL-H525b) with a linear range of 1-25 ng/mL (QC tested).

Bioactivity-BLI



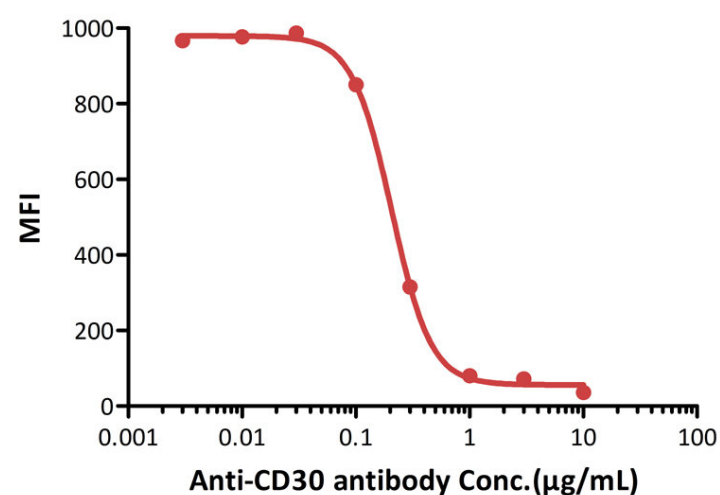
Loaded Biotinylated Human CD30 Protein, Avitag,His Tag (Cat. No. CD0-H82E6) on SA Biosensor, can bind Human CD30 Ligand Protein, Mouse IgG2a Fc Tag (Cat. No. CDL-H525b) with an affinity constant of 114 nM as determined in BLI assay (ForteBio Octet Red96e) (Routinely tested).

Bioactivity-FACS



FACS analysis shows that Human CD30 Ligand Protein, Mouse IgG2a Fc Tag (Cat. No. CDL-H525b) can bind to K562-CD30 cells surface CD30. The concentration of Human CD30 Ligand is 0.1 µg/mL (Routinely tested).

Competitive experiment of neutralizing anti-CD30 antibody



FACS analysis shows that the binding of Human CD30 Ligand Protein, Mouse IgG2a Fc Tag (Cat. No. CDL-H525b) to K562-CD30 cells surface CD30 was inhibited by increasing concentration of neutralizing anti-CD30 antibody. The

Discounts, Gifts, and more!





concentration of Human CD30 Ligand used is 0.1 $\mu\text{g}/\text{mL}$. The IC50 is 0.2064 $\mu\text{g}/\text{mL}$ (Routinely tested).

Background

CD30 ligand (CD30L) and CD30 are interacting cell surface glycoproteins that are members of the tumour necrosis factor (TNF) and tumour necrosis factor receptor (TNFR) superfamilies. In humans, CD30L is expressed at high levels on activated T cells. There is conflicting evidence with regard to cell surface expression of CD30L on primary human B cells. An initial report of constitutive CD30L expression on peripheral blood B cells³³ has not been substantiated.

Clinical and Translational Updates

Discounts, Gifts,
and more!

