

Synonym

Basigin,BSG,5F7,CD147,EMMPRIIN,M6,OK,TCSF

Source

Human EMMPRIN, His Tag(CD7-H5222) is expressed from human 293 cells (HEK293). It contains AA Ala 22 - His 205 (Accession # [NP_940991.1](#)).

Predicted N-terminus: Ala 22

Molecular Characterization

EMMPRIIN(Ala 22 - His 205) NP_940991.1	Poly-his
---	----------

This protein carries a polyhistidine tag at the C-terminus

The protein has a calculated MW of 20.9 kDa. The protein migrates as 26-33 kDa under reducing (R) condition (SDS-PAGE) due to glycosylation.

Endotoxin

Less than 1.0 EU per µg by the LAL method.

Purity

>95% as determined by SDS-PAGE.

>95% as determined by SEC-MALS.

Formulation

Lyophilized from 0.22 µm filtered solution in PBS, pH7.4 with trehalose as protectant.

Contact us for customized product form or formulation.

Reconstitution

Please see Certificate of Analysis for specific instructions.

For best performance, we strongly recommend you to follow the reconstitution protocol provided in the CoA.


Storage

For long term storage, the product should be stored at lyophilized state at -20°C or lower.

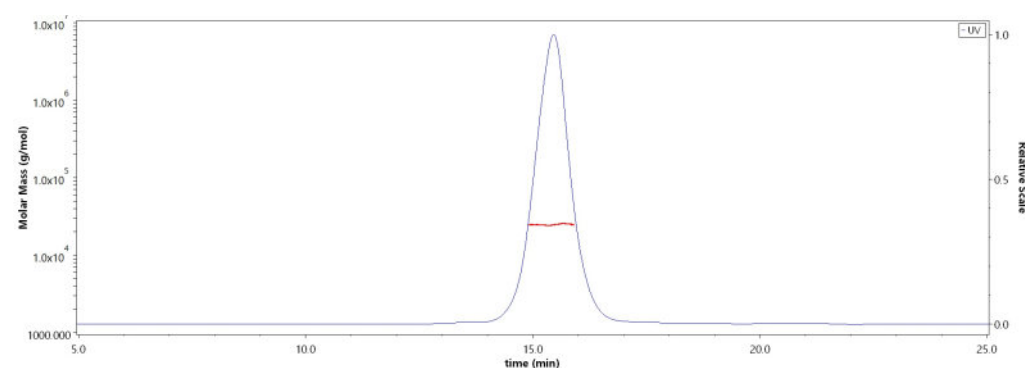
Please avoid repeated freeze-thaw cycles.

This product is stable after storage at:

- -20°C to -70°C for 12 months in lyophilized state;
- -70°C for 3 months under sterile conditions after reconstitution.

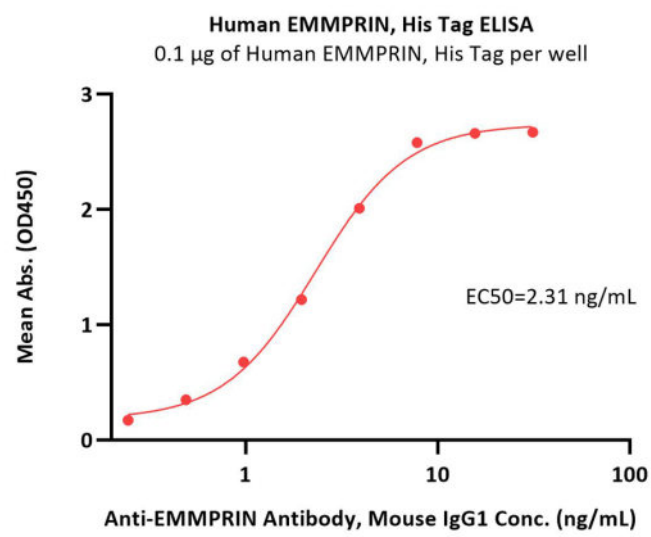
SDS-PAGE

Human EMMPRIN, His Tag on SDS-PAGE under reducing (R) condition. The gel was stained overnight with Coomassie Blue. The purity of the protein is greater than 95%.

Bioactivity-ELISA**SEC-MALS**

The purity of Human EMMPRIN, His Tag (Cat. No. CD7-H5222) is more than 95% and the molecular weight of this protein is around 20-30 kDa verified by SEC-MALS.

[Report](#)



Immobilized Human EMMPRIN, His Tag (Cat. No. CD7-H5222) at 1 µg/mL (100 µL/well) can bind Anti-EMMPRIN Antibody, Mouse IgG1 with a linear range of 0.2-4 ng/mL (QC tested).

Background

CD147, also known as Basigin (BSG), or extracellular matrix metalloproteinase inducer (EMMPRIN). The human basigin protein contains 269 amino acids that form two heavily glycosylated C2 type immunoglobulin-like domains at the N-terminal extracellular portion. A second form of basigin has also been characterized that contains one additional immunoglobulin-like domain in its extracellular portion. As members of the immunoglobulin superfamily play fundamental roles in intercellular recognition involved in various immunologic phenomena, differentiation, and development, basigin is thought also to play a role in intercellular recognition and regulate several distinct functions, such as spermatogenesis, expression of the monocarboxylate transporter and the responsiveness of lymphocytes. Basigin is a type I integral membrane receptor that has many ligands, including the cyclophilin (CyP) proteins Cyp-A and Cyp-B and certain integrins.

Clinical and Translational Updates

Please contact us via TechSupport@acrobiosystems.com if you have any question on this product.