



## Synonym

ASGP-R 1, ASGPR 1, C-type lectin domain family 4 member H1, Hepatic lectin H1, HL-1

## Source

Mouse ASGR1 Protein, Fc Tag(AS1-M5255) is expressed from human 293 cells (HEK293). It contains AA Gln 61 - Asn 284 (Accession # [P34927](#)).

Predicted N-terminus: Pro

## Molecular Characterization

Fc(Pro 100 - Lys 330) P01857	ASGR1(Gln 61 - Asn 284) P34927
---------------------------------	-----------------------------------

This protein carries a human IgG1 Fc tag at the N-terminus.

The protein has a calculated MW of 52.2 kDa. The protein migrates as 60-65 kDa when calibrated against [Star Ribbon Pre-stained Protein Marker](#) under reducing (R) condition (SDS-PAGE) due to glycosylation.

## Endotoxin

Less than 1.0 EU per µg by the LAL method.

## Purity

>90% as determined by SDS-PAGE.

## Formulation

Lyophilized from 0.22 µm filtered solution in PBS, 0.2M Arginine, pH7.4 with trehalose as protectant.

Contact us for customized product form or formulation.

## Reconstitution

Please see Certificate of Analysis for specific instructions.

*For best performance, we strongly recommend you to follow the reconstitution protocol provided in the CoA.*

## Storage

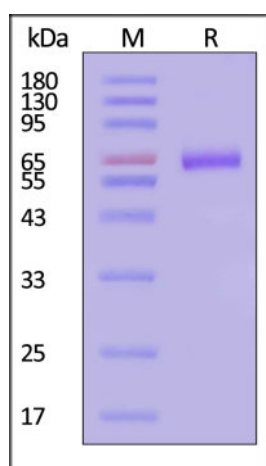
For long term storage, the product should be stored at lyophilized state at -20°C or lower.

*Please avoid repeated freeze-thaw cycles.*

This product is stable after storage at:

- -20°C to -70°C for 12 months in lyophilized state;
- -70°C for 3 months under sterile conditions after reconstitution.

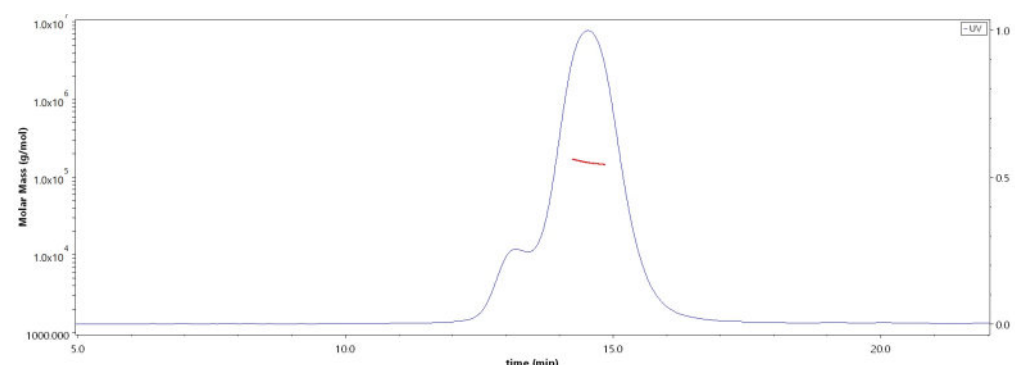
## SDS-PAGE



Mouse ASGR1 Protein, Fc Tag on SDS-PAGE under reducing (R) condition. The gel was stained with Coomassie Blue. The purity of the protein is greater than 90% (With [Star Ribbon Pre-stained Protein Marker](#)).

## Bioactivity-SPR

## SEC-MALS

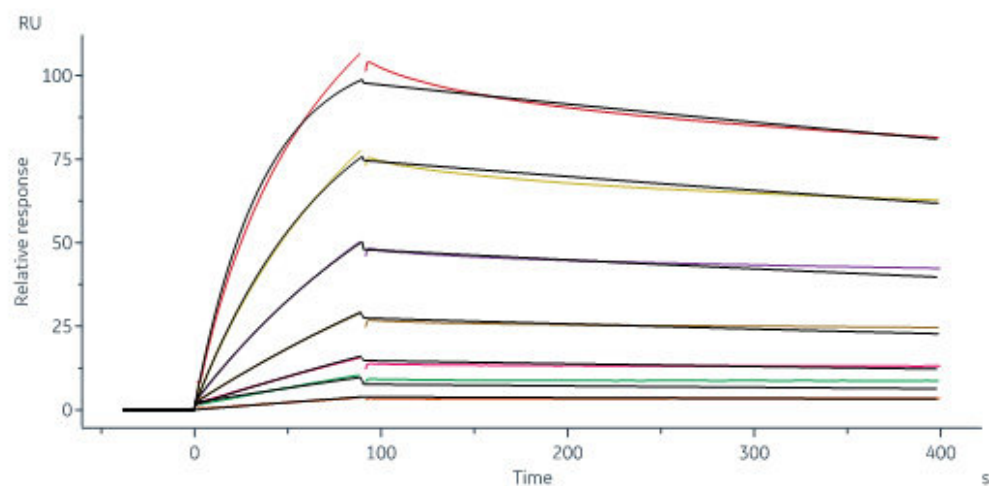


The purity of Mouse ASGR1 Protein, Fc Tag (Cat. No. AS1-M5255) is more than 85% and the molecular weight of this protein is around 125-155 kDa verified by SEC-MALS.

[Report](#)

Discounts, Gifts,  
and more!





SARS-CoV-2 S1 protein NTD, His Tag (Cat. No. S1D-C52H6) immobilized on CM5 Chip can bind Mouse ASGR1 Protein, Fc Tag (Cat. AS1-M5255) with an affinity constant of 1.16 nM as determined in a SPR assay (Biacore 8K) (Routinely tested).

## Background

This gene encodes a subunit of the asialoglycoprotein receptor. This receptor is a transmembrane protein that plays a critical role in serum glycoprotein homeostasis by mediating the endocytosis and lysosomal degradation of glycoproteins with exposed terminal galactose or N-acetylgalactosamine residues. The asialoglycoprotein receptor may facilitate hepatic infection by multiple viruses including hepatitis B, and is also a target for liver-specific drug delivery. The asialoglycoprotein receptor is a hetero-oligomeric protein composed of major and minor subunits, which are encoded by different genes. The protein encoded by this gene is the more abundant major subunit. Alternatively spliced transcript variants encoding multiple isoforms have been observed for this gene. [provided by RefSeq, Jan 2011]

## Clinical and Translational Updates

Discounts, Gifts,  
and more!

