



Synonym

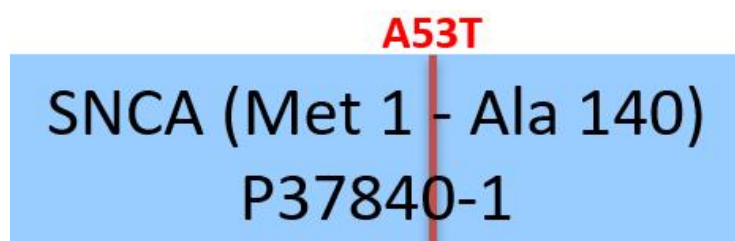
SNCA,NACP,PARK1,alpha-Synuclein

Source

Human Alpha-Synuclein (A53T), Tag Free(ALN-H5116) is expressed from E. coli cells. It contains AA Met 1 - Ala 140 (Accession # [P37840-1](#) (A53T)).

Predicted N-terminus: Met 1

Molecular Characterization



This protein carries no "tag".

The protein has a calculated MW of 14.5 kDa. The protein migrates as 15 kDa when calibrated against [Star Ribbon Pre-stained Protein Marker](#) under reducing (R) condition (SDS-PAGE).

Endotoxin

Less than 1.0 EU per µg by the LAL method.

Purity

>95% as determined by SDS-PAGE.

>90% as determined by SEC-MALS.

Formulation

Supplied as 0.2 µm filtered solution in 50 mM HEPES, 100 mM NaCl, pH7.5 with trehalose as protectant.

Contact us for customized product form or formulation.

Shipping

This product is supplied and shipped with dry ice, please inquire the shipping cost.

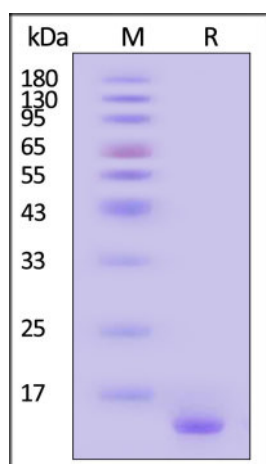
Storage

Please avoid repeated freeze-thaw cycles.

This product is stable after storage at:

- The product MUST be stored at -70°C or lower upon receipt;
- -70°C for 3 months under sterile conditions.

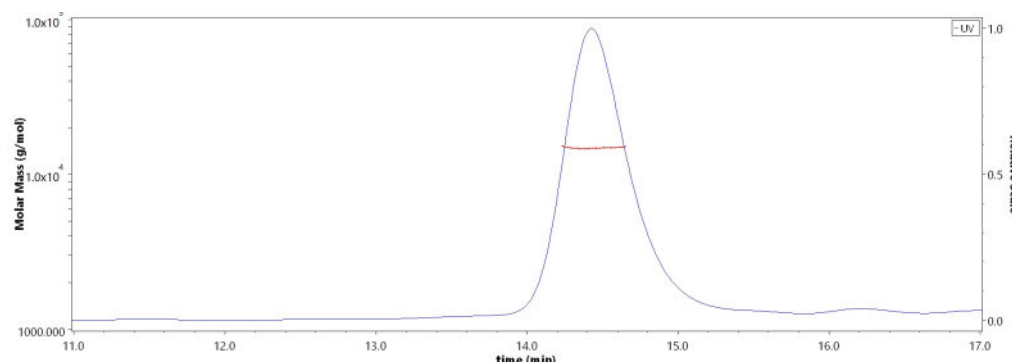
SDS-PAGE



Human Alpha-Synuclein (A53T), Tag Free on SDS-PAGE under reducing (R) condition. The gel was stained with Coomassie Blue. The purity of the protein is greater than 95% (With [Star Ribbon Pre-stained Protein Marker](#)).

Bioactivity-ELISA

SEC-MALS



The purity of Human Alpha-Synuclein (A53T), Tag Free (Cat. No. ALN-H5116) is more than 90% and the molecular weight of this protein is around 12-18 kDa verified by SEC-MALS.

[Report](#)

Discounts, Gifts,
and more!

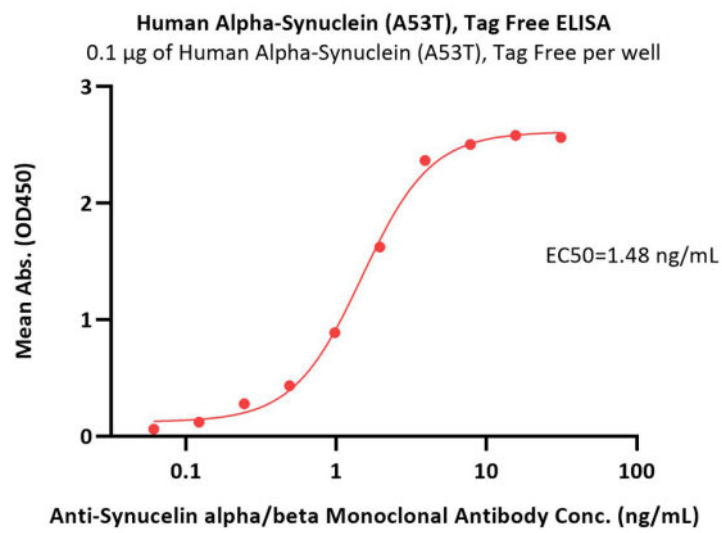


Human Alpha-Synuclein (A53T) Protein, Tag Free (MALS verified)

Catalog # ALN-H5116



BIOSYSTEMS
Acro



Immobilized Human Alpha-Synuclein (A53T), Tag Free (Cat. No. ALN-H5116) at 1 µg/mL (100 µL/well) can bind Anti-Synuclein alpha/beta Monoclonal Antibody with a linear range of 0.1-4 ng/mL (QC tested).

Background

Alpha-synuclein is a neuronal protein that plays several roles in synaptic activity such as regulation of synaptic vesicle trafficking and subsequent neurotransmitter release. It acts also as a molecular chaperone in its multimeric membrane-bound state, assisting in the folding of synaptic fusion components called SREs (Soluble NSF Attachment Protein REceptors) at presynaptic plasma membrane in conjunction with cysteine string protein-alpha/DJC5. Abnormalities in alpha-synuclein are implicated in the pathogenesis of Parkinson's disease (PD). Alpha-synuclein is present in Lewy-bodies, the neuropathological hallmark of PD, and the protein and its aggregation have been widely linked to neurotoxic pathways that ultimately lead to neurodegeneration.

Clinical and Translational Updates

Discounts, Gifts,
and more!



➤ www.acrobiosystems.com

8/5/2024