



Source

Monoclonal Anti-Monkeypox-A35R Antibody, Human IgG1 (6F11) is a chimeric monoclonal antibody recombinantly expressed from HEK293, which combines the variable region of a mouse monoclonal antibody with Human constant domain.

Clone

6F11

Isotype

Human IgG1 | Human Kappa

Conjugate

Unconjugated

Antibody Type

Recombinant Monoclonal

Reactivity

Virus

Immunogen

Recombinant Monkeypox virus (strain Zaire-96-I-16) A35R derived from human 293 cells.

Specificity

This product is a specific antibody specifically reacts with A35R.

Application

Application	Recommended Usage
ELISA	0.1-75 ng/mL

Purity

>90% as determined by SDS-PAGE.
>90% as determined by SEC-MALS.

Purification

Protein A purified/ Protein G purified

Formulation

Lyophilized from 0.22 µm filtered solution in PBS, pH7.4 with trehalose as protectant.

Contact us for customized product form or formulation.

Reconstitution

Please see Certificate of Analysis for specific instructions.

For best performance, we strongly recommend you to follow the reconstitution protocol provided in the CoA.

Storage


For long term storage, the product should be stored at lyophilized state at -20°C or lower.

Please avoid repeated freeze-thaw cycles.

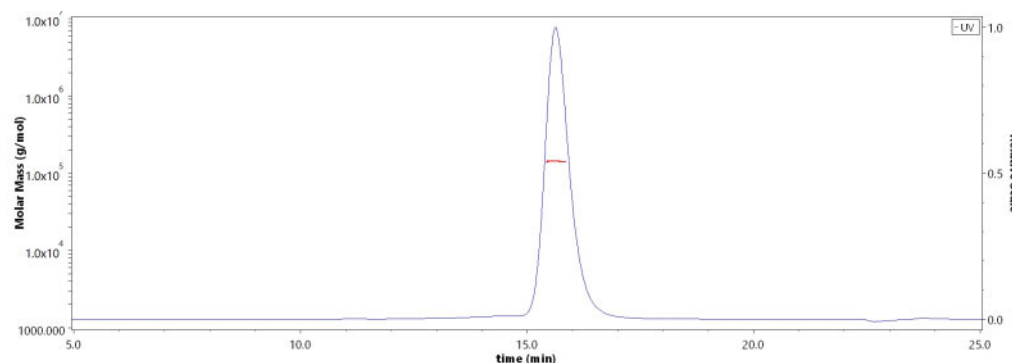
This product is stable after storage at:

- -20°C to -70°C for 12 months in lyophilized state;
- -70°C for 3 months under sterile conditions after reconstitution.

SDS-PAGE



SEC-MALS



Discounts, Gifts, and more!





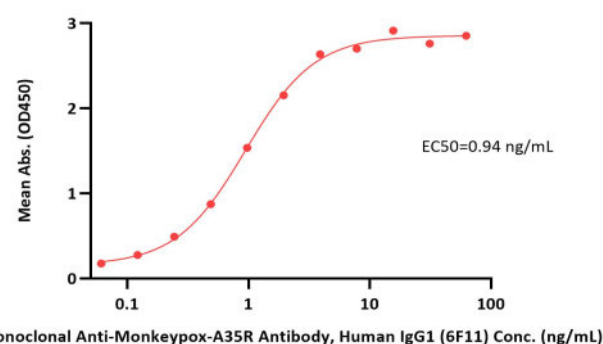
Monoclonal Anti-Monkeypox-A35R Antibody, Human IgG1 (6F11) on SDS-PAGE under reducing (R) condition. The gel was stained with Coomassie Blue. The purity of the protein is greater than 90%.

The purity of Monoclonal Anti-Monkeypox-A35R Antibody, Human IgG1 (6F11) (Cat. No. A3R-M575) is more than 90% and the molecular weight of this protein is around 135-155 kDa verified by SEC-MALS.

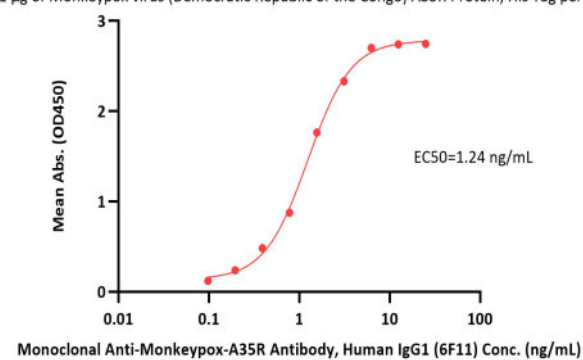
[Report](#)

Bioactivity-ELISA

Monoclonal Anti-Monkeypox-A35R Antibody, Human IgG1 (6F11) ELISA
0.1 µg of Monkeypox virus (strain Zaire-96-I-16) A35R, His Tag per well



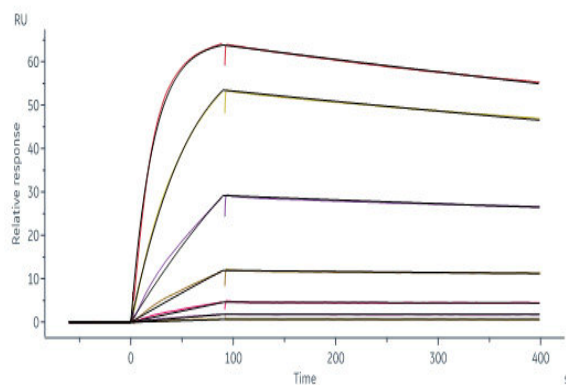
Monoclonal Anti-Monkeypox-A35R Antibody, Human IgG1 (6F11) ELISA
0.1 µg of Monkeypox virus (Democratic Republic of the Congo) A35R Protein, His Tag per well



Immobilized Monkeypox virus (strain Zaire-96-I-16) A35R, His Tag (Cat. No. A3R-M52H3) at 1 µg/mL (100 µL/well) can bind Monoclonal Anti-Monkeypox-A35R Antibody, Human IgG1 (6F11) (Cat. No. A3R-M575) with a linear range of 0.1-2 ng/mL (QC tested).

Immobilized Monkeypox virus (Democratic Republic of the Congo) A35R Protein, His Tag (Cat. No. A3R-M52H4) at 1 µg/mL (100 µL/well) can bind Monoclonal Anti-Monkeypox-A35R Antibody, Human IgG1 (6F11) (Cat. No. A3R-M575) with a linear range of 0.1-3 ng/mL (Routinely tested).

Bioactivity-SPR



Monoclonal Anti-Monkeypox-A35R Antibody, Human IgG1 (6F11) (Cat. No. A3R-M575) captured on Protein A Chip can bind Monkeypox virus (strain Zaire-96-I-16) A35R, His Tag (Cat. No. A3R-M52H3) with an affinity constant of 0.269 nM as determined in a SPR assay (Biacore 8K) (Routinely tested).

Background

Monkeypox is a rare zoonosis caused by monkeypox virus, which has become the most serious orthopoxvirus and consists of complex double stranded DNA. The cases are mostly in central and western Africa. The pathogenesis of monkeypox is that the virus invades the body from respiratory mucosa, multiplies in lymphocytes, and incurs into blood producing transient venereal toxemia. After the virus multiplies in cells, the cells can invade the blood and propagate to the skin of the whole body, causing lesions. gpC2 binds to chondroitin sulfate on the cell surface to provide virion attachment to target cell.

Clinical and Translational Updates

Discounts, Gifts,
and more!

