

Synonym

CD244,2B4,SLAMF4,NKR2B4,NAIL,h2B4

Source

Biotinylated Human 2B4 Protein, Avitag,His Tag(2B4-H82E9) is expressed from human 293 cells (HEK293). It contains AA Cys 22 - Arg 221 (Accession # [Q9BZW8-2](#)).

Predicted N-terminus: Cys 22

Molecular Characterization

2B4(Cys 22 - Arg 221) Q9BZW8-2	Avi	Poly-his
-----------------------------------	-----	----------

This protein carries an Avi tag (Avitag™) at the C-terminus, followed by a polyhistidine tag

The protein has a calculated MW of 25.4 kDa. The protein migrates as 40-65 kDa under reducing (R) condition (SDS-PAGE) due to glycosylation.

Labeling

Biotinylation of this product is performed using Avitag™ technology. Briefly, the single lysine residue in the Avitag is enzymatically labeled with biotin.

Protein Ratio

Passed as determined by the HABA assay / binding ELISA.

Endotoxin

Less than 1.0 EU per µg by the LAL method.

Purity

>90% as determined by SDS-PAGE.

Formulation

Lyophilized from 0.22 µm filtered solution in PBS, pH7.4 with trehalose as protectant.

Contact us for customized product form or formulation.

Reconstitution

Please see Certificate of Analysis for specific instructions.

For best performance, we strongly recommend you to follow the reconstitution protocol provided in the CoA.

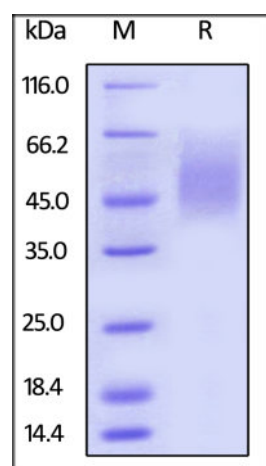
Storage

For long term storage, the product should be stored at lyophilized state at -20°C or lower.

Please avoid repeated freeze-thaw cycles.

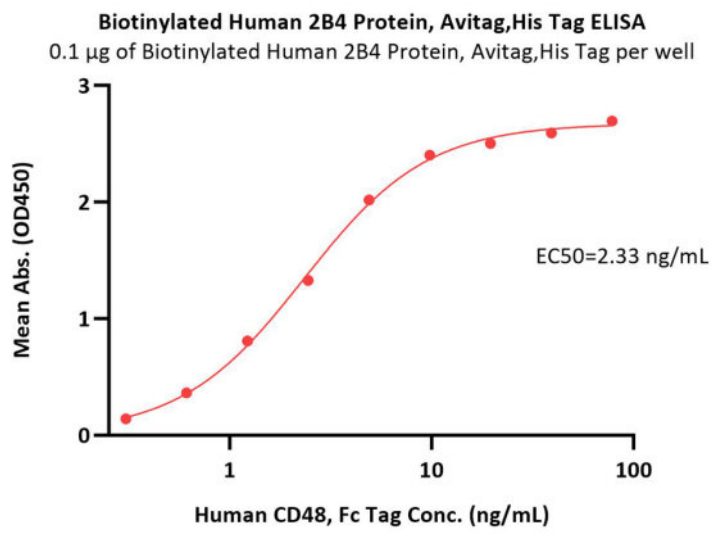
This product is stable after storage at:

- -20°C to -70°C for 12 months in lyophilized state;
- -70°C for 3 months under sterile conditions after reconstitution.

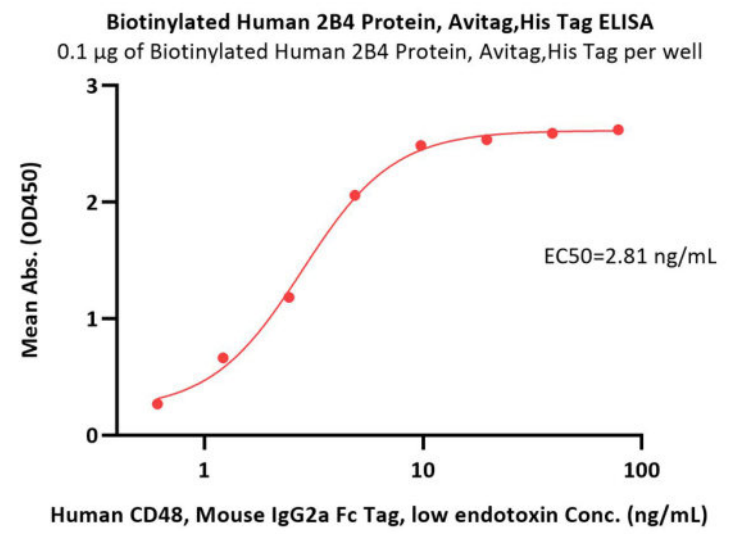
SDS-PAGE

Biotinylated Human 2B4 Protein, Avitag,His Tag on SDS-PAGE under reducing (R) condition. The gel was stained with Coomassie Blue. The purity of the protein is greater than 90%.

Bioactivity-ELISA



Immobilized Biotinylated Human 2B4 Protein, Avitag, His Tag (Cat. No. 2B4-H82E9) at 1 µg/mL (100 µL/well) on streptavidin precoated (0.2 µg/well) plate, can bind Human CD48, Fc Tag (Cat. No. BC1-H5255) with a linear range of 0.3-5 ng/mL (QC tested).



Immobilized Biotinylated Human 2B4 Protein, Avitag, His Tag (Cat. No. 2B4-H82E9) at 1 µg/mL (100 µL/well) on streptavidin precoated (0.2 µg/well) plate, can bind Human CD48 Protein, Mouse IgG2a Fc Tag (Cat. No. BC1-H5258) with a linear range of 0.3-5 ng/mL (Routinely tested).

Background

Natural killer cell receptor 2B4 is also known as NK cell type I receptor protein 2B4 (NKR2B4 or h2B4), SLAM family member 4 (SLAMF4), Signaling lymphocytic activation molecule 4, CD antigen CD244. NKR2B4 / CD244 contains two Ig-like (immunoglobulin-like) domains. CD244 is expressed in spleen, PBL, followed by lung, liver, testis and small intestine. CD244 interacts with CD48. Following phosphorylation, CD244 is able to recruit PTPN11/SHP-2 and SH2D1A/SAP. SLAMF4 modulate other receptor-ligand interactions to enhance leukocyte activation. CD244/2B4 is the only heterophilic receptor of SLAM family.

Clinical and Translational Updates

Please contact us via TechSupport@acrobiosystems.com if you have any question on this product.