



Synonym

TNFRSF6B,DCR3,TR6,M68

Source

Human DcR3, Fc Tag(TNB-H5255) is expressed from human 293 cells (HEK293). It contains AA Val 30 - His 300 (Accession # [O95407-1](#)).

Predicted N-terminus: Val 30

Molecular Characterization

DcR3(Val 30 - His 300) O95407-1	Fc(Pro 100 - Lys 330) P01857
------------------------------------	---------------------------------

This protein carries a human IgG1 Fc tag at the C-terminus.

The protein has a calculated MW of 56.2 kDa. The protein migrates as 60-65 kDa when calibrated against [Star Ribbon Pre-stained Protein Marker](#) under reducing (R) condition (SDS-PAGE) due to glycosylation.

Endotoxin

Less than 1.0 EU per µg by the LAL method.

Purity

>90% as determined by SDS-PAGE.

Formulation

Lyophilized from 0.22 µm filtered solution in

Tris with Glycine, Arginine and NaCl, pH7.5 with trehalose as protectant.

Contact us for customized product form or formulation.

Reconstitution

Please see Certificate of Analysis for specific instructions.

For best performance, we strongly recommend you to follow the reconstitution protocol provided in the CoA.

Storage

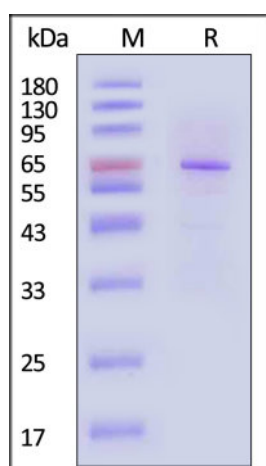
For long term storage, the product should be stored at lyophilized state at -20°C or lower.

Please avoid repeated freeze-thaw cycles.

This product is stable after storage at:

- -20°C to -70°C for 12 months in lyophilized state;
- -70°C for 3 months under sterile conditions after reconstitution.

SDS-PAGE

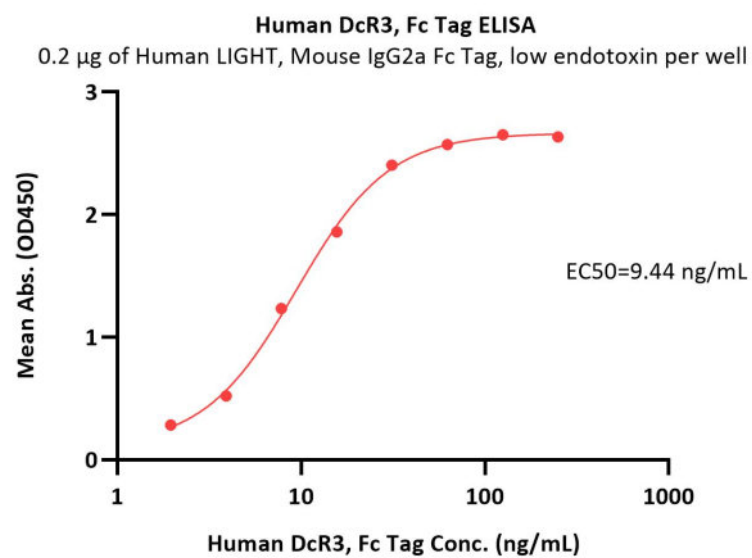


Human DcR3, Fc Tag on SDS-PAGE under reducing (R) condition. The gel was stained with Coomassie Blue. The purity of the protein is greater than 90% (With [Star Ribbon Pre-stained Protein Marker](#)).

Bioactivity-ELISA

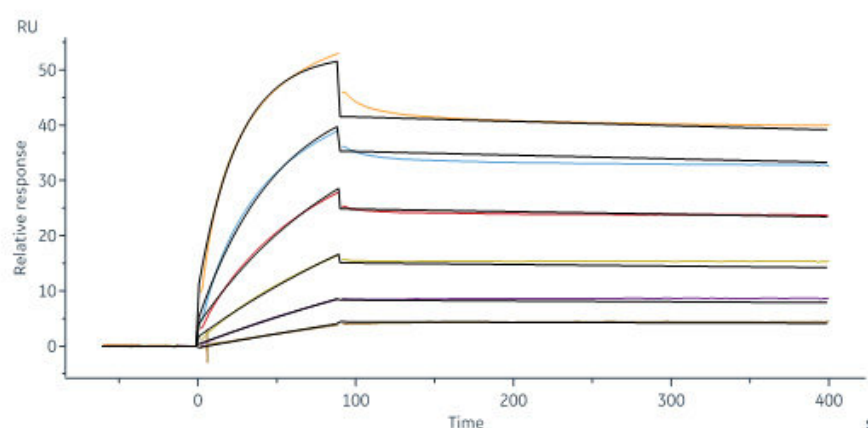
Discounts, Gifts,
and more!





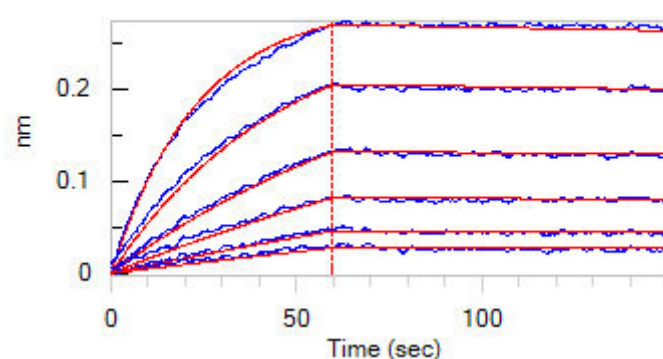
Immobilized Human LIGHT, Mouse IgG2a Fc Tag, low endotoxin (Cat. No. LIT-H5256) at 2 µg/mL (100 µL/well) can bind Human DcR3, Fc Tag (Cat. No. TNB-H5255) with a linear range of 2-31 ng/mL (QC tested).

Bioactivity-SPR



Human DcR3, Fc Tag (Cat. No. TNB-H5255) captured on Protein A Chip can bind Human TL1A Protein, His Tag (Cat. No. TLA-H5246) with an affinity constant of 0.497 nM as determined in a SPR assay (Biacore 8K) (Routinely tested).

Bioactivity-BLI



Loaded Human DcR3, Fc Tag (Cat. No. TNB-H5255) on AHC Biosensor, can bind Human LIGHT, Mouse IgG2a Fc Tag, low endotoxin (Cat. No. LIT-H5256) with an affinity constant of 1.64 nM as determined in BLI assay (ForteBio Octet Red96e) (Routinely tested).

Discounts, Gifts,
and more!





Background

Tumor necrosis factor receptor superfamily member 6B (TNFRSF6B) is also known as Decoy Receptor 3 (DcR3), Decoy receptor for Fas ligand and M68, which belongs to the tumor necrosis factor receptor superfamily. TNFRSF6 is a soluble protein which contains four TNFR-Cys repeats. Unlike most of the other members of TNFR superfamily, TNFRSF6 is a soluble protein which contains no transmembrane domain. TNFRSF6B acts as a decoy receptor that competes with death receptors for ligand binding. The protein is postulated to play a regulatory role in suppressing FasL- and LIGHT-mediated cell death and T cell activation as well as to induce angiogenesis via neutralization of TL1A.

Clinical and Translational Updates

Discounts, Gifts,
and more!

