

Mouse Transferrin R / CD71 Protein, His Tag (MALS verified)

Catalog # TFR-M524b



BIOSYSTEMS
Acro
Surprise Inside!

Synonym

CD71, TFRC, TFR, sTfR, TfR1, Trfr, T9, p90

Source

Mouse Transferrin R, His Tag(TFR-M524b) is expressed from human 293 cells (HEK293). It contains AA Cys 89 - Phe 763 (Accession # [Q62351-1](#)).

Predicted N-terminus: His

Molecular Characterization

Poly-his TfR(Cys 89 - Phe 763)
Q62351-1

This protein carries a polyhistidine tag at the N-terminus.

The protein has a calculated MW of 77.8 kDa. The protein migrates as 80-90 kDa when calibrated against [Star Ribbon Pre-stained Protein Marker](#) under reducing (R) condition (SDS-PAGE) due to glycosylation.

Endotoxin

Less than 1.0 EU per µg by the LAL method.

Purity

>95% as determined by SDS-PAGE.

>95% as determined by SEC-MALS.

Formulation

Lyophilized from 0.22 µm filtered solution in PBS, pH7.4 with trehalose as protectant.

Contact us for customized product form or formulation.

Reconstitution

Please see Certificate of Analysis for specific instructions.

For best performance, we strongly recommend you to follow the reconstitution protocol provided in the CoA.

Storage

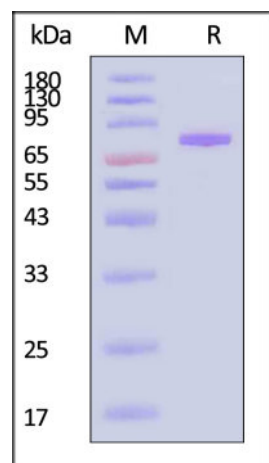
For long term storage, the product should be stored at lyophilized state at -20°C or lower.

Please avoid repeated freeze-thaw cycles.

This product is stable after storage at:

- -20°C to -70°C for 12 months in lyophilized state;
- -70°C for 3 months under sterile conditions after reconstitution.

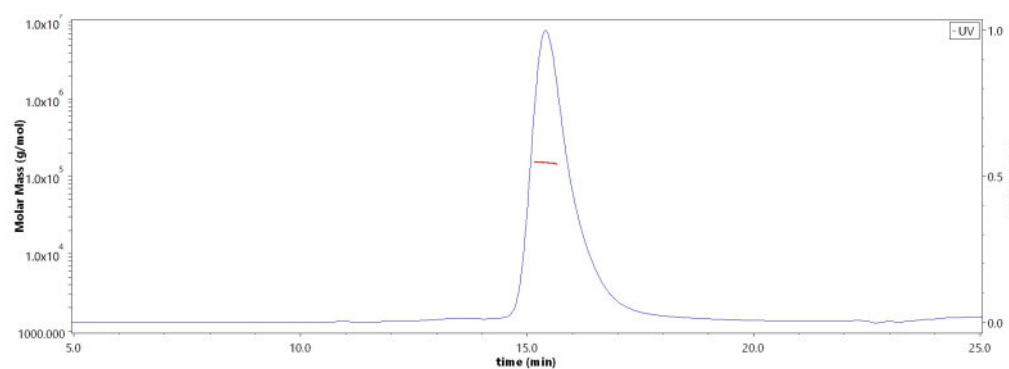
SDS-PAGE



Mouse Transferrin R, His Tag on SDS-PAGE under reducing (R) condition. The gel was stained with Coomassie Blue. The purity of the protein is greater than 95% (With [Star Ribbon Pre-stained Protein Marker](#)).

Bioactivity-ELISA

SEC-MALS



The purity of Mouse Transferrin R, His Tag (Cat. No. TFR-M524b) is more than 95% and the molecular weight of this protein is around 135-165 kDa verified by SEC-MALS.

[Report](#)

Discounts, Gifts,
and more!

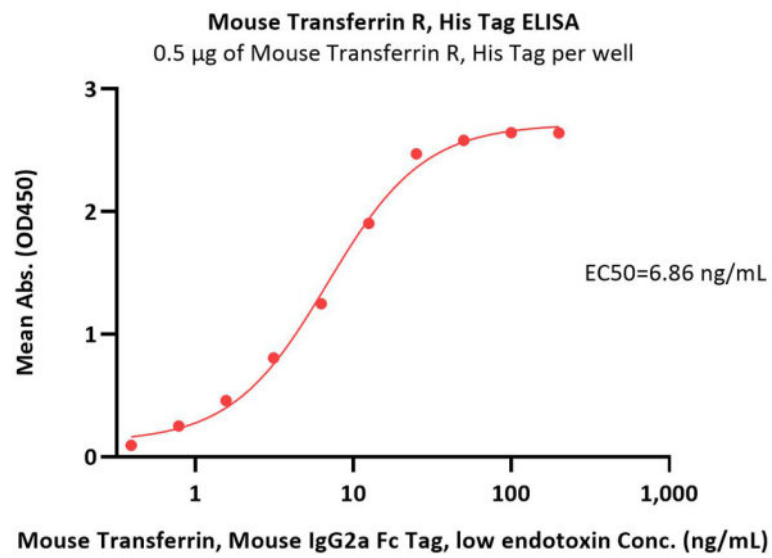


➤ www.acrobiosystems.com

4/16/2024

Mouse Transferrin R / CD71 Protein, His Tag (MALS verified)

Catalog # TFR-M524b



Immobilized Mouse Transferrin R, His Tag (Cat. No. TFR-M524b) at 5 µg/mL (100 µL/well) can bind Mouse Transferrin, Mouse IgG2a Fc Tag, low endotoxin (Cat. No. TRN-M525b) with a linear range of 0.4-25 ng/mL (QC tested).

Background

CD antigen CD71 is also known as Transferrin receptor protein 1, TfR, sTfR, p90, TfR1, Trfr, which belongs to the peptidase M28 family and M28B subfamily. CD71 /TfR contains one PA (protease associated) domain. CD71 / TfR1 is required for iron delivery from transferrin to cells. CD71 is a potential new target in cases of human leukemia & lymphoma. CD71 /TFRC / TfR has been shown to interact with GABARAP and HFE.

Clinical and Translational Updates

Discounts, Gifts,
and more!



www.acrobiosystems.com