



Synonym

HLA-A*0201 & B2M & Vaccinia virus (ILYDNNVTL)

Source

Biotinylated Human HLA-A*02:01&B2M&Vaccinia virus (ILYDNNVTL) Complex Protein(HLR-H82E7) is expressed from human 293 cells (HEK293). It contains AA Gly 25 - Ile 308 (HLA-A*02:01) & Ile 21 - Met 119 (B2M) & ILYDNNVTL peptide (Accession # [AAA59606.1](#) (HLA-A*02:01) & [P61769-1](#) (B2M) & ILYDNNVTL).

Predicted N-terminus: Gly 25 & Ile 21

Molecular Characterization

Biotinylated Human HLA-A*02:01&B2M&Vaccinia virus (ILYDNNVTL) Complex Protein is produced by co-expression of HLA and B2M loaded with Vaccinia virus peptide.

This protein carries a polyhistidine tag at the C-terminus, followed by an Avi tag (Avitag™).

The protein has a calculated MW of 36.3 kDa and 11.7 kDa. The protein migrates as 40-43 kDa and 10 kDa when calibrated against [Star Ribbon Pre-stained Protein Marker](#) under reducing (R) condition (SDS-PAGE) due to glycosylation.

Labeling

Biotinylation of this product is performed using Avitag™ technology. Briefly, the single lysine residue in the Avitag is enzymatically labeled with biotin.

Protein Ratio

Passed as determined by the HABA assay / binding ELISA.

Endotoxin

Less than 1.0 EU per µg by the LAL method.

Purity

>90% as determined by SDS-PAGE.

>90% as determined by SEC-MALS.

Formulation

Lyophilized from 0.22 µm filtered solution in PBS, pH7.4 with trehalose as protectant.

Contact us for customized product form or formulation.

Reconstitution

Please see Certificate of Analysis for specific instructions.

For best performance, we strongly recommend you to follow the reconstitution protocol provided in the CoA.

Storage

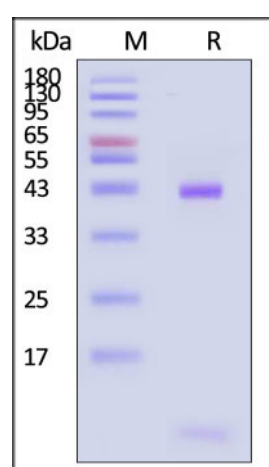
For long term storage, the product should be stored at lyophilized state at -20°C or lower.

Please avoid repeated freeze-thaw cycles.

This product is stable after storage at:

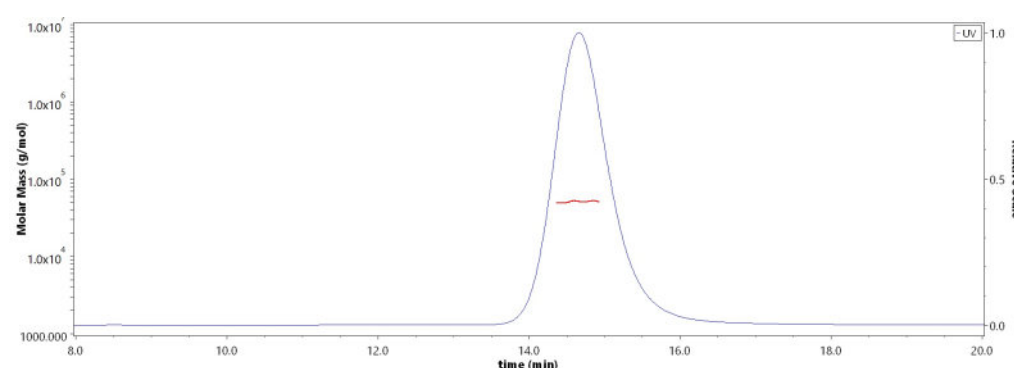
- -20°C to -70°C for 12 months in lyophilized state;
- -70°C for 3 months under sterile conditions after reconstitution.

SDS-PAGE



Biotinylated Human HLA-A*02:01&B2M&Vaccinia virus (ILYDNNVTL) Complex Protein on SDS-PAGE under reducing (R) condition. The gel was

SEC-MALS



The purity of Biotinylated Human HLA-A*02:01&B2M&Vaccinia virus (ILYDNNVTL) Complex Protein (Cat. No. HLR-H82E7) is more than 90%

Discounts, Gifts,
and more!



Biotinylated Human HLA-A*02:01&B2M&Vaccinia virus (ILYDNNVTL) Complex Protein (Monomer, MALS verified)



BIOSYSTEMS
Acro

Catalog # HLR-H82E7

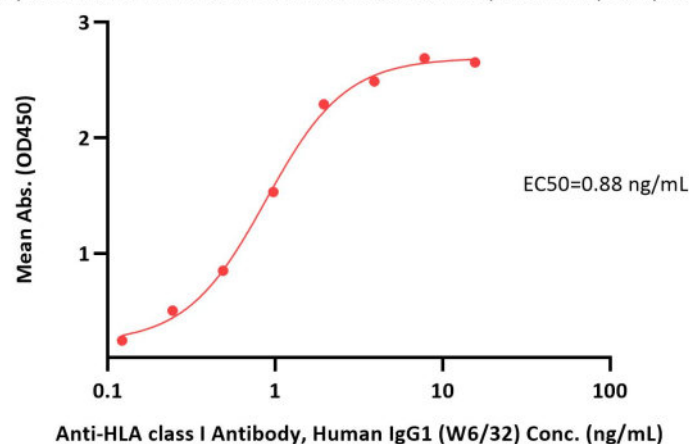
stained with Coomassie Blue. The purity of the protein is greater than 90% (With [Star Ribbon Pre-stained Protein Marker](#)).

and the molecular weight of this protein is around 45-60 kDa verified by SEC-MALS.

[Report](#)

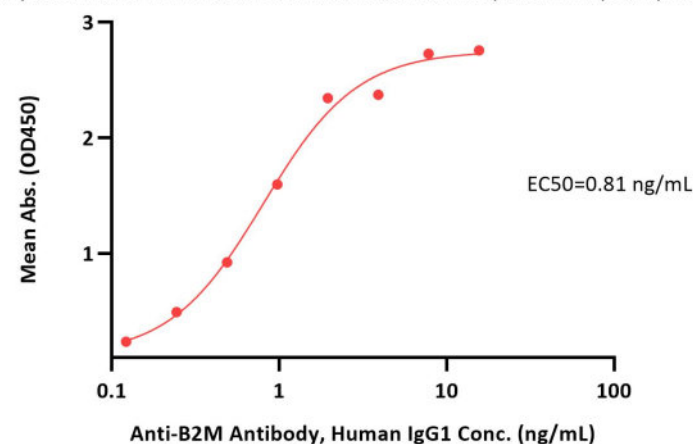
Bioactivity-ELISA

Biotinylated Human HLA-A0201 & B2M & Vaccinia virus (ILYDNNVTL) Complex Protein ELISA
0.1 µg of Biotinylated Human HLA-A0201 & B2M & Vaccinia virus (ILYDNNVTL) Complex Protein per well



Immobilized Biotinylated Human HLA-A0201 & B2M & Vaccinia virus (ILYDNNVTL) Complex Protein (Cat. No. HLR-H82E7) at 1 µg/mL (100 µL/well) on streptavidin (Cat. No. STN-N5116) precoated (0.5 µg/well) plate can bind Anti-HLA class I Antibody, Human IgG1 (W6/32) with a linear range of 0.1-2 ng/mL (QC tested).

Biotinylated Human HLA-A0201 & B2M & Vaccinia virus (ILYDNNVTL) Complex Protein ELISA
0.1 µg of Biotinylated Human HLA-A0201 & B2M & Vaccinia virus (ILYDNNVTL) Complex Protein per well



Immobilized Biotinylated Human HLA-A0201 & B2M & Vaccinia virus (ILYDNNVTL) Complex Protein (Cat. No. HLR-H82E7) at 1 µg/mL (100 µL/well) on streptavidin (Cat. No. STN-N5116) precoated (0.5 µg/well) plate can bind Anti-B2M Antibody, Human IgG1 with a linear range of 0.1-2 ng/mL (Routinely tested).

Background

Among the nonvirion proteins of the vaccinia virus (VACV), a 94-kDa long protein is most abundantly present; the protein is a truncated form of the 150-kDa A-type inclusion (ATI) protein of the cowpox virus encoded by the ati gene. This VACV protein does not form intracellular ATIs, being as it is a major immunogen upon infection/immunization of humans or animals with the VACV. variants demonstrated that the mutant LIVPΔati elicits a stronger protective response compared to the parent LIVP. The human HLA-A*0201 Vaccinia virus WR D5R (ILYDNNVTL) complex protein is a complex of HLA-A*0201 of the MHC Class I, B2M, and ILYDNNVTL peptide of the vaccinia virus.

Clinical and Translational Updates

Please contact us via TechSupport@acrobiosystems.com if you have any question on this product.

Discounts, Gifts,
and more!



www.acrobiosystems.com

12/21/2023