

Biotinylated Human HLA-A*24:02&B2M&p53 (TYSPALNKMF) Complex Protein (Monomer, MALS verified)

Catalog # HLP-H82Eb



BIOSYSTEMS
Acro

Synonym

HLA-A*2402 & B2M & p53 (TYSPALNKMF)

Source

Biotinylated Human HLA-A*24:02&B2M&p53 (TYSPALNKMF) Complex Protein(HLP-H82Eb) is expressed from human 293 cells (HEK293). It contains AA Gly 25 - Thr 305 (HLA-A*24:02) & Ile 21 - Met 119 (B2M) & TYSPALNKMF peptide (Accession # [AAA59600.1](#) (HLA-A*24:02) & [P61769](#) (B2M) TYSPALNKMF).

Predicted N-terminus: Gly 25 & Ile 21

Molecular Characterization

Biotinylated Human HLA-A*24:02&B2M&p53 (TYSPALNKMF) Complex Protein is produced by co-expression of HLA and B2M loaded with p53 peptide.

This protein carries a polyhistidine tag at the C-terminus, followed by an Avi tag (Avitag™).

The protein has a calculated MW of 35.8 kDa and 11.7 kDa. The protein migrates as 39-42 kDa and 10 kDa when calibrated against [Star Ribbon Pre-stained Protein Marker](#) under reducing (R) condition (SDS-PAGE) due to glycosylation.

Labeling

Biotinylation of this product is performed using Avitag™ technology. Briefly, the single lysine residue in the Avitag is enzymatically labeled with biotin.

Protein Ratio

Passed as determined by the HABA assay / binding ELISA.

Endotoxin

Less than 1.0 EU per µg by the LAL method.

Purity

>95% as determined by SDS-PAGE.

>95% as determined by SEC-MALS.

Formulation

Lyophilized from 0.22 µm filtered solution in PBS, pH7.4 with trehalose as protectant.

Contact us for customized product form or formulation.

Reconstitution

Please see Certificate of Analysis for specific instructions.

For best performance, we strongly recommend you to follow the reconstitution protocol provided in the CoA.

Storage

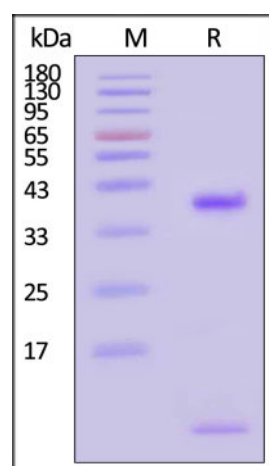
For long term storage, the product should be stored at lyophilized state at -20°C or lower.

Please avoid repeated freeze-thaw cycles.

This product is stable after storage at:

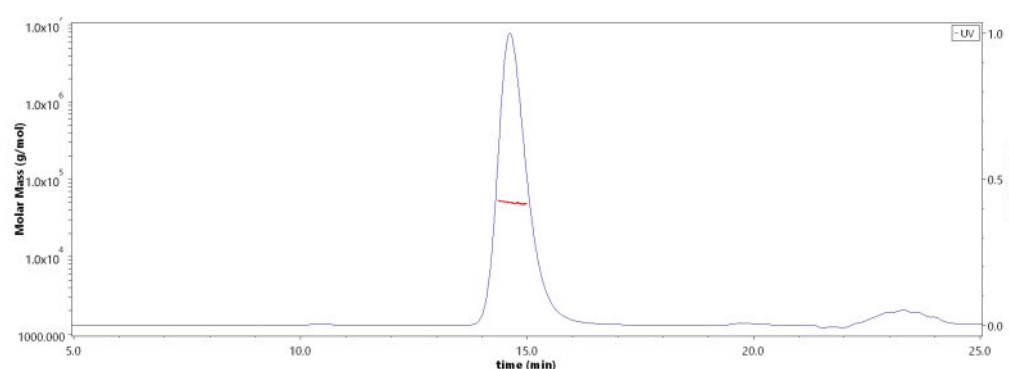
- -20°C to -70°C for 12 months in lyophilized state;
- -70°C for 3 months under sterile conditions after reconstitution.

SDS-PAGE



Biotinylated Human HLA-A*24:02&B2M&p53 (TYSPALNKMF) Complex Protein on SDS-PAGE under reducing (R) condition. The gel was stained with Coomassie Blue. The purity of the protein is greater than 95% (With [Star Ribbon Pre-stained Protein Marker](#)).

SEC-MALS



The purity of Biotinylated Human HLA-A*24:02&B2M&p53 (TYSPALNKMF) Complex Protein (Cat. No. HLP-H82Eb) is more than 95% and the molecular weight of this protein is around 40-55 kDa verified by SEC-MALS.

Discounts, Gifts,
and more!




➤ www.acrobiosystems.com

12/29/2023



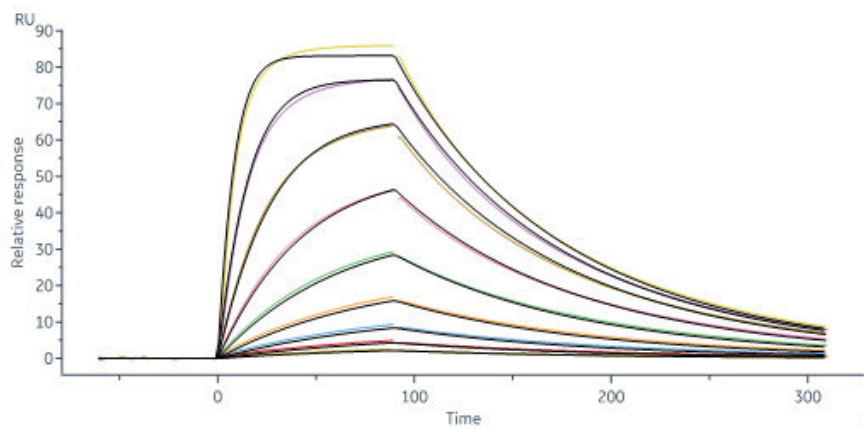
[Report](#)

Bioactivity-ELISA

 HLA-A*2402 & B2M & p53 (TYSPALNKMF) ELISA

Immobilized Biotinylated Human HLA-A*24:02&B2M&p53 (TYSPALNKMF) Complex Protein (Cat. No. HLP-H82Eb) at 1 µg/mL (100 µL/well) on streptavidin (Cat. No. STN-N5116) precoated (0.5 µg/well) plate can bind Anti-HLA-A24&p53 Antibody, Human IgG1 with a linear range of 0.1-1 ng/mL (QC tested).

Bioactivity-SPR



Anti-HLA-A24/p53 Antibody captured on Protein A Chip can bind Biotinylated Human HLA-A*24:02&B2M&p53 (TYSPALNKMF) Complex Protein (Cat. No. HLP-H82Eb) with an affinity constant of 9.35 nM as determined in a SPR assay (Biacore 8K) (Routinely tested).

Background

TP53 has been recognized as a tumor suppressor. 50% of cancers carry a TP53 mutation while many others affect other pathway components. High-copy numbers of WT p53 peptide-MHC class I complexes were detected on tumor cells as compared to low copies on normal cells. The Human HLA-A*0201 p53 (GLAPPQHLIRV) complex protein is a complex of HLA-A*0201 of the MHC Class I, B2M, and GLAPPQHLIRV peptide of the p53.

Clinical and Translational Updates

Please contact us via TechSupport@acrobiosystems.com if you have any question on this product.

Discounts, Gifts,
and more!

