



Source

Monoclonal Anti-Monkeypox virus (strain Zaire-96-I-16) A17L Antibody, Human IgG1 (1B4) is a chimeric monoclonal antibody recombinantly expressed from HEK293, which combines the variable region of a mouse monoclonal antibody with Human constant domain.

Clone

1B4

Isotype

Human IgG1 | Human Kappa

Conjugate

Unconjugated

Antibody Type

Recombinant Monoclonal

Reactivity

Virus

Immunogen

Recombinant Monkeypox virus (strain Zaire-96-I-16) A17L Protein is expressed from human 293 cells.

Specificity

Specifically recognizes Monkeypox virus (strain Zaire-96-I-16) A17L.

Application

Application	Recommended Usage
ELISA	0.06-15 ng/mL

Purity

>90% as determined by SDS-PAGE.

Purification

Protein A purified/ Protein G purified

Formulation

Lyophilized from 0.22 μ m filtered solution in PBS, pH7.4 with trehalose as protectant.

Contact us for customized product form or formulation.

Reconstitution

Please see Certificate of Analysis for specific instructions.

For best performance, we strongly recommend you to follow the reconstitution protocol provided in the CoA.

Storage

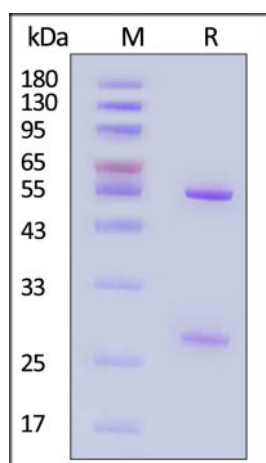
For long term storage, the product should be stored at lyophilized state at -20°C or lower.

Please avoid repeated freeze-thaw cycles.

This product is stable after storage at:

- -20°C to -70°C for 12 months in lyophilized state;
- -70°C for 3 months under sterile conditions after reconstitution.

SDS-PAGE



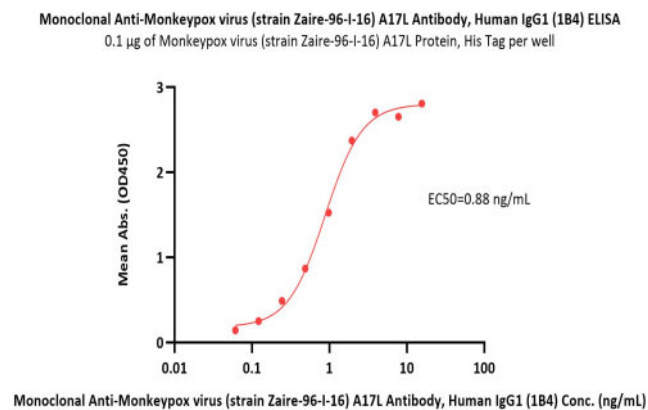
Discounts, Gifts,
and more!





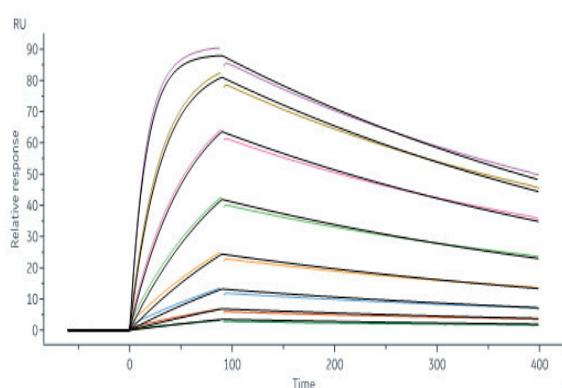
Monoclonal Anti-Monkeypox virus (strain Zaire-96-I-16) A17L Antibody, Human IgG1 (1B4) on SDS-PAGE under reducing (R) condition. The gel was stained with Coomassie Blue. The purity of the protein is greater than 90% (With [Star Ribbon Pre-stained Protein Marker](#)).

Bioactivity-ELISA



Immobilized Monkeypox virus (strain Zaire-96-I-16) A17L Protein, His Tag (Cat. No. A1L-M52H3) at 1 µg/mL (100 µL/well) can bind Monoclonal Anti-Monkeypox virus (strain Zaire-96-I-16) A17L Antibody, Human IgG1 (1B4) (Cat. No. A1L-M698) with a linear range of 0.06-2 ng/mL (QC tested).

Bioactivity-SPR



Monoclonal Anti-Monkeypox virus (strain Zaire-96-I-16) A17L Antibody, Human IgG1 (1B4) (Cat. No. A1L-M698) captured on Protein A Chip can bind Monkeypox virus (strain Zaire-96-I-16) A17L Protein, His Tag (Cat. No. A1L-M52H3) with an affinity constant of 7.98 nM as determined in a SPR assay (Biacore 8K) (Routinely tested).

Background

Monkeypox is a rare zoonosis caused by monkeypox virus, which has become the most serious orthopoxvirus and consists of complex double stranded DNA. The pathogenesis of monkeypox is that the virus invades the body from respiratory mucosa, multiplies in lymphocytes, and incurs into blood producing transient venereal toxemia. after the virus multiplies in cells, the cells can invade the blood and propagate to the skin of the whole body, causing lesions. A17L is essential for an early step in virion morphogenesis.

Clinical and Translational Updates

Discounts, Gifts,
and more!

